

SW2324U

RTX
RTXWHEELS.COM

WINTER WHEELS & ACCESSORIES

2023-2024



Distributed by

T **THIBERT**



RTX
THIBERT

RTHIBERT.COM

HEAD OFFICE

90 TRADE ZONE COURT RONKONKOMA NY USA 11779

USA

T.: 1 800 276-0039 F.: 1 877 390-4009

RTXWHEELS.COM

WAREHOUSES

LAS VEGAS

6101 N HOLLYWOOD BLVD CLARK COUNTY LAS VEGAS NV UNITED-STATES 89115

RONKONKOMA

90 TRADE ZONE COURT RONKONKOMA NY UNITED-STATES 11779

MONCTON

450 EDINBURGH DRIVE UNIT H MONCTON NB CANADA E1E 2L1

MISSISSAUGA

734 DUNDAS ST E. MISSISSAUGA ON CANADA L4Y 2B6

CHATEAUGUAY

315 INDUSTRIEL BLVD CHATEAUGUAY QC CANADA J6J 4Z2

NAPIERVILLE

260 LORD STREET NAPIERVILLE QC CANADA J0J 1L0

CALGARY

10 SMED LANE SOUTH EAST UNIT 150 CALGARY AB CANADA T2C 4T5

PITT MEADOWS

19055 AIRPORT WAY UNIT 201 PITT MEADOWS BC CANADA V3Y 0G4



THIBERT

Founded in 1976, Thibert is Canada's leader in vehicle accessories distribution. With an extensive inventory of car and truck accessories, electronics, tools, alloy and steel wheels, recreational vehicle parts and accessories as well as hitches and trailer parts, all distributed throughout multiple warehouses across Canada and United States of America. Thibert is a flourishing company in constant evolution.


8 SERVICE CENTERS, THE EQUIVALENT OF MORE THAN 600 000 SQUARE FEET SERVING CANADA AND THE UNITED STATES OF AMERICA.



RTHIBERT.COM

DISCOVER THE FEATURES OF OUR WEB SITE

Visit our FAQ section to help you browse our web site.

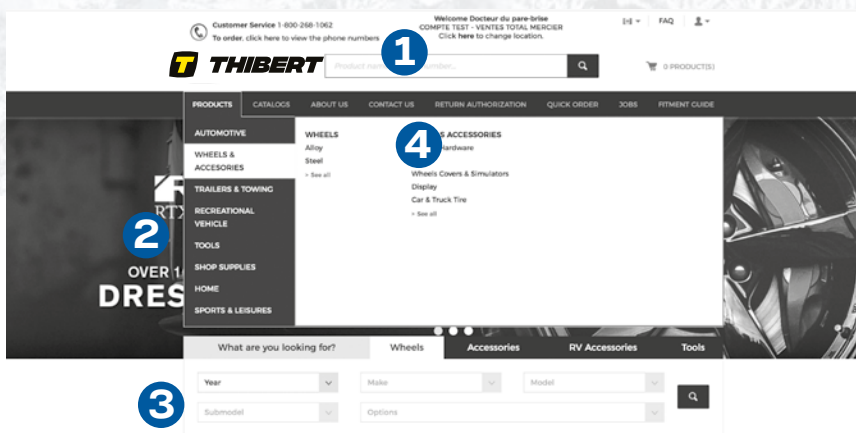


1 TO LOGIN

Enter your account number followed by @rthibert.com and enter your password.

2 QUICK ORDER

In this section, you can enter a product number and quantity to place your order in a few clics.

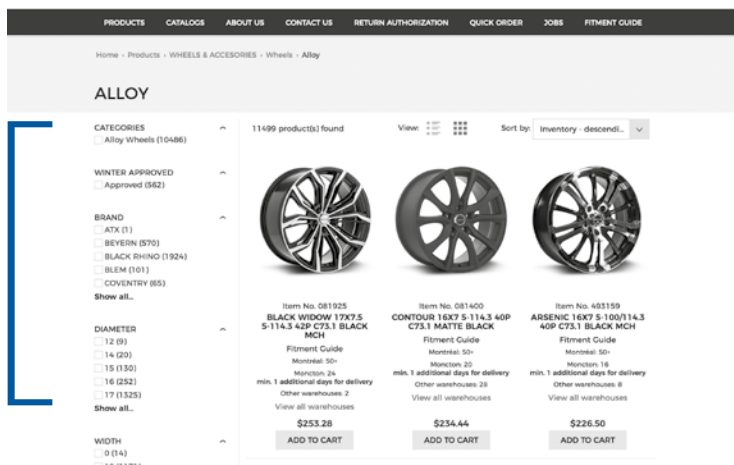


SEARCH METHODS

- 1 Search engine: enter the name, brand or product number in the search bar and several results will appear
- 2 Browse the major product categories
- 3 Search by vehicle for wheels and accessories
- 4 Search within a specific product category directly

SEARCH FILTERS

Browse the filters in several of our product categories to narrow your search.



DON'T FORGET TO VISIT REGULARLY OUR « NEWS » SECTION TO BROWSE OUR LATEST MEMOS.

DEAR PARTNERS

We are proud to introduce our new 2023-2024 winter wheel catalogue with our updated fitments. You will find many new steel wheels and winter alloy wheels that will fit the latest applications.

MULTI-USE AND DIRECT FIT STEEL WHEELS

Our direct fit steel wheels and multi-use wheels are tested at the factory to respect a radial runout tolerance of .05 inch. These tests are performed to ensure a wheel that is easy to balance on a standard machine. As for any wheel, it is recommended to use a fixed fingers plates system, this way the wheel is mounted on the machine the same way as it's installed on the vehicle: centered by the hub and fixed by studs. This system guarantees that the wheel is correctly balanced at all times and will prevent customers from returning with vibration issues. Our direct fit and multi-use steel wheels are also inspected for the quality of the welds and for correct sealing to make sure they are ready to use.

DIRECT FIT ALLOY WHEELS

RTX offers many direct fit alloy wheels. This term means that your wheels won't need any centering rings, all your OEM hardware and your tire pressure sensors (TPMS) will be compatible.

TIRE PRESSURE SENSORS

All alloy wheels in this catalog are compatible with tire pressure sensors technology (TPMS)

INDEX

		OE INSPIRED WHEELS	16-55
Acura.....	20	Jaguar.....	30
Audi.....	18-20	Jeep.....	31
BMW.....	21	Kia.....	31
Chevrolet/GMC.....	22-25	Land Rover.....	32
Dodge.....	25	Lexus.....	33
Ford.....	25-26	Mazda.....	33
Honda.....	27-29	Mercedes-Benz.....	33-34
Hyundai.....	30	Nissan.....	34
Infiniti.....	30	Polestar.....	35
		Porsche.....	35-37
		RAM.....	38
		Subaru.....	39
		Tesla.....	40-45
		Toyota.....	45-51
		Volkswagen.....	52-54
		Volvo.....	55
		WINTER WHEELS	56-91
For Passenger/SUV.....	56-79	For Trucks/SUV.....	80-91
		STEEL WHEELS: SPECIFIC APPLICATIONS AND MULTI-APPLICATIONS	94-107
		LIGHT AND MEDIUM DUTY TRUCKS	108-109
		STYLIZED STEEL WHEELS	92-93
		SPECIFICATION TABLE AND LEGEND	110-133
		ACCESSORIES AND WHEEL COVERS	134-181
		WARRANTY	182



CERTIFICATIONS AND TESTS

All our alloy wheels exceed several standards such as JWL, JWL-T and VIA certifications.

The JWL standard is a set of specific requirements for alloy wheels. This standard is established by the authorities in Japan, and is required for every vehicle in the country. These requirements are amongst the most rigorous in the industry. The letters JWL in the casting of a wheel is the certification that it was tested by the manufacturer to respect this standard.

The VIA markings represent the vehicle inspection association in Japan. They do independent testing of alloy wheels to ensure that they conform to the JWL standard. A tested wheel will be marked with the VIA and JWL letters.

SAFETY AND SECURITY MULTIPLE TESTS

- 1 Radial stress test (500 000 rotations)
- 2 Rotary bending fatigue (100 000 rotations)
- 3 13 degree impact test (drop height 230mm)
- 4 Meets all the criteria of load rating
- 5 Air leak test on each wheel
- 6 X-Ray test on each wheel
- 7 Salt Spray Test



TCA QUALITY

When you see the TCA (Tested-Certified-Approved) logo on a product, it certifies that the quality and safety tests related to this product, meet or exceed strict requirements.

A product displaying the TCA logo assures that our suppliers have paid special attention to the quality control, origin and manufacturing of this product.

Manufacturers must put their products through a large number of tests, to obtain specific certifications for each product. Here are the standards and certifications obtained by our manufacturers:

ENVIRONMENTAL PROTECTION: Certification that the plant meets a series of specific environmental protection standards.

AUDIT OF 90% AND HIGHER: Strict verifications on quality standards and best practices are conducted with the manufacturers. Only the audits with a global note of 90% and more with those audits will be selected.

ISO9000

ISO9000 refers to a set of quality management standards published by the International Standards Organization (ISO). An ISO9000-certified wheel manufacturer must provide lasting performance in the quality of these products, which meet very precise requirements.

ISO/TS16949

This standard guarantees the quality of the product and is specific to the automobile industry.

SFI, JWL AND TUV PERFORMANCE CERTIFICATIONS

These certifications assure you that all the laboratories meet precise performance standards.

TCA MAKES YOUR DECISION-MAKING PROCESS EASIER AND ENSURES YOUR PEACE OF MIND.

TCA - UNCOMPROMISING QUALITY





RTX
RTXWHEELS.COM

**DISCOVER ONE OF THE LARGEST
COLLECTIONS OF ALLOY WHEELS IN
NORTH AMERICA.**

Launched in 2003 with a selection of 3 models, RTX Wheels was able to quickly diversify its offering and now has more than 150 models of alloy rims divided into 4 series. With its vast authorized retailer's network, RTX provides a North American presence and the largest coverage of the automotive market.

RTXWHEELS.COM

WE ARE CELEBRATING OUR 20TH ANNIVERSARY!

2003

Launch of the brand

This year marks the arrival of a new player in the alloy wheel market, RTX Wheels!



2013

Introduction of the Flow Form models

The Flow Form process was introduced to produce stronger and lighter wheels than usual!



2011

Creation of the 4 series

RTX is starting to grow, so we decided to separate our models into 4 series to better segment our offers.



2017

Expansion in the United States

The brand makes its debut on the American market by attending for the first time the SEMA Show.

2019

RTX logo redesign

RTX has updated its logo, allowing us to maintain a strong brand image!



2023

Arrival of forged wheels

RTX celebrates its 20th anniversary with the addition of forged wheels to its offer allowing the brand to offer some of the strongest wheels on the market!

FORGED

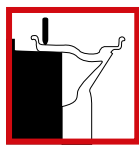




LIGHTWEIGHT WHEELS

Flow Forged technology is a procedure that makes the material of the wheel turn on a mold at high speed, and uses hydraulic steel rollers to form the wheel under great pressure. This pressure forces the metal to take the shape of the mold, which creates the form of the wheel. In this process, the metal “flows down” the mold, hence the name of the technology, creating the width of the wheel. The pressure applied on the wheel changes the mechanical properties and the density of the metal, which increases its strength to be similar to that of forged wheels. As a general rule, wheels built with Flow Forged technology are 15% lighter and stronger than standard alloy wheels. The wheels are then heat treated to finalise the process and increase the impact resistance of the final product

1



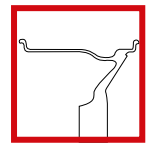
The Flow Forged process applies pressure on the inner wheel while spinning after casting.

2



This process stretches and compresses the aluminum, which increases tensile strength.

3



The final product is lighter, stronger, has increased elongation, and greater shock resistance.

FORGED

FORGED

Forged wheels are the newest addition to the vast RTX offers! Part of the R-Spec series, these wheels are the strongest we ever offered. This process involve heat and tremendous pressure to form the wheel from a block of alloy. This process allows us to produce a lightweight wheel with a high load rating.



70

WHEEL MODELS AVAILABLE

MANUFACTURER'S WARRANTY

We are proud to announce that for any RTX OE series painted wheel sold with the purchase of a vehicle from an automotive manufacturer, RTX will now honor the automotive manufacturer's new vehicle warranty for alloy wheels.

Customers will obtain an increased warranty on their alloy wheels according to the one in place at the automobile manufacturer.

For more information, contact your representative.

3

3 YEAR WARRANTY¹

ON ALL WINTER APPROVED WHEELS

LIFETIME WARRANTY ON STRUCTURAL DEFECT.²

¹ Three year warranty on solid painted finishes. 1 year warranty on special finishes.

² See all details on page 182.



RTX
CE

RTX

16-55

OE

OE INSPIRED WHEELS

Offering a vast selection of OE inspired wheels (more than 20 manufacturers covered and 70 wheel models available), this series offers great solutions for winter wheels, OEM-like rims with a larger diameter for summer, or wheels to give a luxurious aspect to a base model. These wheels are produced using low pressure casting and are compliant with the JWL and VIA industry standards.





NUREMBERG

AUDI



NUREMBERG

17 x 7.5 - 18 x 8 - 19 x 8.5

Gloss black

Spec. p.117



NUREMBERG - GLOSS BLACK



ACURA
MINATO



AUDI
BRUMEN



AUDI
BAVARIA II



AUDI
RS II

MINATO
18 x 8 - 19 x 8.5 - 20 x 9.5
Gloss black
Spec. p.116

BRUMEN
19 x 8.5 - 20 x 9 - 21 x 9.5
Gloss black
Spec. p.112

BAVARIA II
18 x 8
Hyper Silver
Spec. p.112

RS II
16 x 7 - 17 x 7.5 - 18 x 8 - 19 x 8.5
Gloss black
Spec. p.118



BMW
BORNA



BMW
BEYREUTH



BMW
STADE



BMW
GRAZ

BORNA
20 x 8.5
Gloss black
Spec. p.112

BEYREUTH
18 x 8 - 19 x 8 - 19 x 9
Gloss black
Spec. p.112

STADE
17 x 8 - 18 x 8 - 19 x 8.5
Gloss black
Spec. p.119

GRAZ
17 x 8 - 18 x 8 - 19 x 8.5 - 20 x 9
Satin black & silver
Spec. p.114

GM-03

CHEVROLET / GMC

NEW



GM-03
17 x 8 - 18 x 8 - 20 x 8.5
Gloss black
Spec. p.113



NEW



CHEVROLET / GMC
GM-02

NEW



CHEVROLET / GMC
GM-04

GM-02 - GLOSS BLACK

GM-02
17 x 8 - 18 x 8 - 20 x 8.5
Gloss black
Spec. p.113

GM-04
18 x 8.5
Gloss black
Spec. p.114

NEW



CHEVROLET / GMC
GM-05



CADILLAC
GM-01



CHEVROLET / GMC
NOVI



CHEVROLET / GMC
DENVER

GM-05
20 x 9
Gloss black
Spec. p.114

GM-01
20 x 9 - 22 x 9
Gloss black
Spec. p.113

NOVI
20 x 9
Satin black
Spec. p.117

DENVER
16 x 7 - 17 x 8 - 18 x 8
Satin black
Spec. p.113



CHEVROLET
TREK



DODGE
AUBURN



DODGE / CHRYSLER
WINDSOR



FORD
OAK

TREK
16 x 6.5
Silver
Spec. p.119

AUBURN
17 x 7.5
Silver
Spec. p.111

WINDSOR
17 x 7 - 18 x 7.5
Gunmetal
Spec. p.120

OAK
17 x 8.5 - 18 x 9 - 20 x 9
Gloss black
Spec. p.117

NEW



FORD
FD-01

NEW



FORD
FD-02



FORD
RANCH



FORD
FLINT

FD-01
17 x 8.5 - 18 x 9 - 19 x 9
Gloss black
Spec. p.113

FD-02
17 x 8.5 - 18 x 9 - 19 x 9
Gloss black
Spec. p.113

RANCH
17 x 7.5
Satin black
Spec. p.118

FLINT
17 x 7 - 18 x 8 - 19 x 8 - 20 x 8.5
Satin black
Spec. p.113



NEW



HONDA
HD-01

NEW



HONDA
SE21

HD-01 - GLOSS BLACK

HD-01
17 x 7.5 - 18 x 7.5
Gloss black
Spec. p.114

SE21
16 x 7 - 17 x 7.5 - 18 x 8
Gloss black
Spec. p.118



HONDA
PILOT



HONDA
NAGANO



HONDA
KITA



HONDA
NIKKO

PILOT
18 x 8
Gloss black
Spec. p.117

NAGANO
17 x 7.5
Gloss black
Spec. p.116

KITA
17 x 8 - 18 x 8
Gunmetal
Spec. p.115

NIKKO
16 x 7 - 17 x 7.5 - 18 x 8 - 19 x 7.5
Gloss black
Spec. p.117



PILOT - GLOSS BLACK



HYUNDAI
ASAN



HYUNDAI
NAJIN



INFINITI
IPL



JAGUAR
WHITLEY

ASAN
17 x 7 - 18 x 7.5 - 19 x 7.5
Gloss black
Spec. p.111

NAJIN
18 x 8
Satin black
Spec. p.117

IPL
18 x 8
Dark gunmetal
Spec. p.115

WHITLEY
18 x 8 - 19 x 8.5 - 20 x 8.5
Black
Spec. p.120



JEEP
THUG



JEEP
CJ01



JEEP
SUMMIT



KIA
ULSAN

THUG
20 x 9
Satin black
Spec. p.119

CJ01
20 x 9
Satin black
Spec. p.112

SUMMIT
17 x 8
Satin black
Spec. p.119

ULSAN
17 x 7
Satin black
Spec. p.120

STERLING

LAND ROVER



STERLING
20 x 8.5
Satin black
Spec. p.119



LEXUS
KYO



LEXUS
HIRADO



MAZDA
ARAI



MERCEDES-BENZ
ARROW

KYO
18 x 8 - 20 x 8
Gloss black & hyper black
Spec. p.115

HIRADO
18 x 7.5
Silver
Spec. p.115

ARAI
16 x 6.5 - 17 x 7 - 18 x 7.5 - 19 x 7.5
Gloss black
Spec. p.111

ARROW
18 x 8
Satin black
Spec. p.111

NEW



MERCEDES-BENZ
MUNICH



MERCEDES-BENZ
MB-01

NEW



MERCEDES-BENZ
MB-02



NISSAN
ROGUE

MUNICH
17 x 8 - 18 x 8 - 19 x 8.5
Matte black
Spec. p.116

MB-01
19 x 8.5 - 20 x 8.5
Gloss black machined edge
Spec. p.116

MB-02
19 x 8 - 20 x 8.5
Gloss black machined edge
Spec. p.116

ROGUE
16 x 6.5 - 17 x 7 - 18 x 8
Gloss black
Spec. p.118

NEW



POLESTAR
PS-01



PORSCHE
HAUSEN



PS-01 - GLOSS BLACK

PS-01
19 x 8 - 20 x 8
Gloss black
Spec. p.117

HAUSEN
20 x 9 - 20 x 10
Gloss black
Spec. p.114

MC-01

PORSCHE

NEW



MC-01

20 x 9 - 20 x 10 - 21 x 9.5 - 21 x 11

Gloss black

Spec. p.116



MC-01 - GLOSS BLACK

DALLAS

RAM



DALLAS
18 x 8 - 20 x 9
Satin black
Spec. p.112



DALLAS - SATIN BLACK



SUBARU
COSMOS



SUBARU
ESTATE

COSMOS
15 x 6.5 - 16 x 7 - 17 x 7.5 - 18 x 8
Satin black & silver
Spec. p.112

ESTATE
17 x 7 - 18 x 7
Satin black
Spec. p.113

TS-01

TESLA

NEW



TS-01
18 x 8.5 - 19 x 8.5 - 20 x 8.5
Gloss black
Spec. p.119



TS-01 - GLOSS BLACK

TS-02

TESLA

NEW



TS-02
18 x 8.5 - 19 x 8.5 - 20 x 8.5
Gloss black
Spec. p.119



TS-02 - GLOSS BLACK

SPIDER

TESLA



SPIDER

18 x 8.5 - 19 x 8.5 - 20 x 8.5

Gloss black, hyper silver & gunmetal

Spec. p.118



ALTO - GLOSS BLACK



TESLA
ALTO



TOYOTA
CAMBRIDGE

ALTO
18 x 8.5 - 19 x 8.5 - 20 x 8.5
Gunmetal, hyper silver & gloss black
Spec. p.111

CAMBRIDGE
17 x 7
Gloss black
Spec. p.112

TY-01

TOYOTA



TY-01
16 x 7
Satin black
Spec. p.119



TY-02 - GLOSS BLACK



TOYOTA
TY-02



TOYOTA
TY-03

TY-02
20 x 8
Gloss black
Spec. p.119

TY-03
18 x 8 - 20 x 9
Gloss black
Spec. p.120

RAINIER

TOYOTA



RAINIER
18 x 8.5
Gloss black
Spec. p.118



RAINIER - GLOSS BLACK



TOYOTA
HILUX



TOYOTA
OSAKA

HILUX
17 x 8
Satin black
Spec. p.115

OSAKA
18 x 7 - 19 x 7.5
Satin black
Spec. p.117



TOYOTA
KAZAKI



TOYOTA
HIDA



TOYOTA
KANTO



TOYOTA
AURA

KAZAKI
17 x 7.5 - 18 x 7.5 - 19 x 7.5
Light grey
Spec. p.115

HIDA
17 x 7
Silver
Spec. p.114

KANTO
18 x 8
Gloss black
Spec. p.115

AURA
15 x 6.5 - 16 x 7 - 17 x 7.5 - 18 x 8
Gloss black
Spec. p.111



NODA - GLOSS BLACK



TOYOTA
NODA



TOYOTA
KAMO

NODA
17 x 7.5 - 18 x 7.5 - 19 x 7.5
Gloss black
Spec. p.117

KAMO
18 x 8.5
Silver
Spec. p.115

VW-01

VOLKSWAGEN

NEW



VW-01
18 x 8 - 20 x 8.5
Gloss black
Spec. p.120



VW-01 - GLOSS BLACK



VOLKSWAGEN
MK7



VOLKSWAGEN
VAREL



VAREL - SATIN BLACK

MK7
17 x 7.5
Gloss black
Spec. p.116

VAREL
17 x 7.5 - 18 x 8 - 19 x 8
Satin black
Spec. p.120



VOLVO
GOTHENBURG



VOLVO
LAHOLM



VOLVO
LUND



VOLVO
TYPE R

GOTHENBURG
20 x 8
Gloss black
Spec. p.114

LAHOLM
17 x 7.5 - 18 x 8
Silver
Spec. p.115

LUND
19 x 8
Satin black
Spec. p.116

TYPE R
17 x 7.5 - 18 x 7.5
Gunmetal
Spec. p.120

RTX

56-67

R-SPEC

FLOW FORGED TECHNOLOGY / FORGED

Many models in this line are produced using special technologies such as forged or Flow Forged wheels. **Both design processes are approved for electric vehicles (EV).** Flow Forged technology produces alloy wheels that are lighter and stronger than conventional processes, while forged wheels are produced from a block of alloy. The R-SPEC line offers state-of-the-art wheels, larger wheels, bright color finishes, offset options and sports car applications. All models in this series meet JWL and VIA industry standards.





RS01



FLOW FORGED
TECHNOLOGY

18" - 19 lb / 19" - 22 lb / 20" - 23 lb



RS01
17 x 7.5 - 18 x 8 - 19 x 8.5 - 20 x 9
Gloss black, sand bronze & gloss gunmetal
Spec. p.121



EV APPROVED



RS01 - GLOSS BLACK

RS03F



FORGED

19" - 20 lb / 20" - 23 lb / 21" - 26 lb

RS03F

19 x 8.5 - 20 x 8.5 - 21 x 9 - 21 x 10.5

Gloss gunmetal

Spec. p.121



EV APPROVED



RS03F - GLOSS GUNMETAL

RS04F



FORGED

19" - 22 lb / 20" - 24 lb

RS04F
19 x 8.5 - 19 x 9.5 - 20 x 8.5 - 20 x 9.5
Gloss black
Spec. p.121





RS04F - GLOSS BLACK



RTX R-SPEC
RS05

FLOW FORGED
TECHNOLOGY

18" - 21 lb / 19" - 23 lb / 20" - 26 lb



RTX R-SPEC
RS06

FLOW FORGED
TECHNOLOGY

18" - 25 lb / 19" - 26 lb / 20" - 29 lb



RS05
18 x 8 - 19 x 8 - 20 x 8.5
Gloss black
Spec. p.121



RS06
18 x 8 - 19 x 8 - 20 x 8.5
Gloss black
Spec. p.121

RS09

NEW



FLOW FORGED
TECHNOLOGY

17" - 19 lb / 18" - 22 lb / 19" - 24 lb / 20" - 26 lb

RS09
17 x 7.5 - 18 x 8 - 19 x 8 - 20 x 8.5
Gloss black
Spec. p.122



EV APPROVED



RS09 - GLOSS BLACK



RTX R-SPEC
STAG



RTX R-SPEC
SW20

STAG
17 x 8 - 18 x 8.5
Matte black, satin white & gold
Spec. p.122

SW20
17 x 7.5 - 18 x 8.5
Gloss black & gunmetal
Spec. p.122

FF10



FLOW FORCED
TECHNOLOGY

18" - 20 lb

FF10
18 x 8
Gunmetal
Spec. p.120





FF10 - GUNMETAL



**RTX R-SPEC
SW05**



**RTX R-SPEC
FF15**

**FLOW FORCED
TECHNOLOGY**

18" - 20 lb / 20" - 27 lb / 22" - 31 lb

SW05
17 x 7.5 - 18 x 8
Gloss black
Spec. p.122



FF15
18 x 8 - 20 x 8.5 - 22 x 9
Gloss black
Spec. p.121

RTX

68-79

ORIGINAL CLASSIC SERIES

The original classic series of RTX Wheels. With more than 60 models available, the RTX series offers unsurpassed selection in the industry to please any customer. Offered in the most common dimensions and applications, these wheel models are truly timeless. These wheels are produced using low pressure casting and are compliant with the JWL and VIA industry standards.





RTX

VALKYRIE



FLOW FORCED
TECHNOLOGY

17" - 17 lb / 18" - 20 lb / 20" - 28 lb

VALKYRIE
17 x 7.5 - 18 x 8 - 20 x 8.5
Gloss black
Spec. p.128





POLAR - GLOSS BLACK



RTX
POLAR



RTX
BERN

POLAR
17 x 7.5 - 18 x 8
Gloss black
Spec. p.126

BERN
15 x 6.5 - 16 x 7 - 17 x 7.5 - 18 x 8
Satin black
Spec. p.123

RTX

ENVY



ENVY

16 x 6.5 - 17 x 7.5 - 18 x 8 - 19 x 8.5 - 20 x 8.5

Gloss black & matte gunmetal

Spec. p.125



BLACK WIDOW - SATIN BLACK



RTX
VERTEX



RTX
BLACK WIDOW

VERTEX
16 x 7 - 17 x 7.5 - 18 x 8 - 20 x 8.5
Satin black
Spec. p.128

BLACK WIDOW
16 x 7 - 17 x 7.5 - 18 x 8 - 19 x 8.5 - 20 x 9
Satin black
Spec. p.123

RTX

SCEPTER



SCEPTER
17 x 7.5 - 18 x 8
Gloss black
Spec. p.127



RTX
SLICK

RTX
SOLSTICE



EV APPROVED

FLOW FORGED
TECHNOLOGY

16" - 18 lb / 17" - 19 lb / 18" - 20 lb
19" - 24 lb / 20" - 28 lb / 22" - 32 lb



RTX
MINI BAJA

RTX
V20

16 x 7 - 17 x 7.5 - 18 x 8.5 - 19 x 8.5 - 20 x 9 - 22 x 9
Gloss black
Spec. p.127

SOLSTICE
17 x 7 - 18 x 7.5
Gloss black
Spec. p.127

MINI BAJA
17 x 8.5
Satin black
Spec. p.126

V20
16 x 7 - 17 x 7.5 - 18 x 8
19 x 8.5 - 20 x 8.5
Gloss black
Spec. p.128

RTX



RTX
FROST



RTX
GLACIER

FROST
16 x 6.5 - 17 x 7 - 18 x 8
Satin black & silver
Spec. p.125-126



NETWORK - SATIN BLACK

GLACIER
17 x 8 - 18 x 8 - 20 x 8.5
Satin black
Spec. p.126



RTX
SCALENE



RTX
NETWORK



RTX
CONCORDE



RTX
SL01

SCALENE
17 x 7.5 - 18 x 8
Gunmetal
Spec. p.127

NETWORK
18 x 8 - 20 x 8.5
Satin black
Spec. p.126

CONCORDE
16 x 7 - 17 x 7.5 - 18 x 8
Satin black
Spec. p.124

SL01
16 x 7 - 17 x 7.5 - 18 x 8
Gloss black
Spec. p.127



RTX
MULTI



RTX
TORRENT



RTX
COMPASS



RTX
CONTOUR

MULTI
16 x 7 - 17 x 7
Satin black
Spec. p.126

TORRENT
17 x 7.5 - 18 x 8
Silver
Spec. p.127

COMPASS
15 x 6.5 - 16 x 7 - 17 x 7.5 - 18 x 8
Gloss black
Spec. p.123

CONTOUR
15 x 6.5 - 16 x 7 - 17 x 7.5 - 18 x 8
Matte black & silver
Spec. p.124



CONTOUR - MATTE BLACK



**RTX
IX002**



**RTX
ASPEN**

IX002
15 x 6.5 - 16 x 7
Silver
Spec. p.126

ASPEN
17 x 8 - 18 x 8
Satin black & silver
Spec. p.122-123

RTX

80-91 *OFFROAD*

SERIES DESIGNED FOR TRUCKS

Engineered for truck applications, this series features all the wheels for pickup trucks and SUVs. New models are introduced every year with the favorite designs of truck owners, as well as classic models already offered by RTX in the previous years. These wheels are produced using low pressure casting and are compliant with the JWL and VIA industry standards.





TITAN



TITAN
18 x 9 - 20 x 9
Satin black
Spec. p.131



TRENCH - SAND BRONZE

GOLIATH
17 x 9 - 18 x 9 - 20 x 9
Satin black milled rivets
Spec. p.130



RTX OFFROAD
GOLIATH



RTX OFFROAD
TRENCH

TEXTURED FINISH

TRENCH
17 x 9
Sand bronze
Spec. p.131



RTX OFFROAD
SLATE



RTX OFFROAD
CLAW



RTX OFFROAD
WOLF




RTX OFFROAD
PATTON

SLATE
17 x 8 - 18 x 9 - 20 x 9
Satin black
Spec. p.130

CLAW
18 x 9 - 20 x 9 - 20 x 10
Gloss black
Spec. p.129

WOLF
18 x 9 - 20 x 9
Satin black & grey center with black lip
Spec. p.131

PATTON
18 x 9 - 20 x 9
Gloss black
Spec. p.130



WOLF - SATIN BLACK

OZARK



OZARK
17 x 9 - 18 x 9
Satin black
Spec. p.130



RTX OFFROAD
OUTLAW



RTX OFFROAD
BAJA



RTX OFFROAD
CRAWLER



RTX OFFROAD
BEAST

OUTLAW
17 x 8 - 18 x 9
Satin black
Spec. p.130

BAJA
17 x 9 - 18 x 9
Satin black with milled rivets
Spec. p.128

CRAWLER
17 x 8
Matte black
Spec. p.129

BEAST
20 x 9.5
Gloss black
Spec. p.129



RTX OFFROAD
CANYON



RTX OFFROAD
THUNDER



RTX OFFROAD
DUNE



RTX OFFROAD
MESA

CANYON
18 x 9 - 20 x 9
Satin black
Spec. p.129

THUNDER
17 x 8 - 18 x 9
Matte black
Spec. p.131

DUNE
20 x 9
Matte black
Spec. p.129

MESA
15 x 6 - 17 x 9 - 18 x 9
Satin black
Spec. p.130



CANYON - SATIN BLACK

TRANSIT



TRANSIT
16 x 6.5
Gloss black & silver
Spec. p.127



ADVENTURE - SATIN BLACK



RTX OFFROAD
ADVENTURE

5 or 6-hole available



RTX
COURIER

ADVENTURE
16 X 6
Satin black
Spec. p.128

COURIER
16 X 7
Gloss black
Spec. p.124



Wheels & Wheel Accessories

SMOOTHIE

SERIES 52



SMOOTHIE

16 x 7

Black

Spec. p.132



SERIES 42
CRAWLER



SERIES 84
DAYTONA



SERIES 55
RALLY



SERIES 70
8 SPOKE

CRAWLER - 15 x 8 - 15 x 10
16 x 8 - 17 x 8 - 17 x 9
Black
Spec. p.132

DAYTONA - 14 x 6 - 15 x 6 - 15 x 7
15 x 8 - 15 x 10 - 16 x 7 - 16 x 8
16 x 10 - 17 x 8 - 17 x 9 - 17 x 10
Black
Spec. p.132-133

RALLY - 15 x 8 - 16 x 7
Silver
Spec. p.132

8 SPOKE - 12 x 4 - 13 x 4.5 - 14 x 6 - 15 x 6
15 x 7 - 15 x 10 - 16 x 6 - 16 x 7
White
Spec. p.131

SPECIFIC APPLICATIONS AND MULTI-APPLICATIONS



PART #	A2185 (RT41789)	X40619 (RT42545)	X40709 (RT40709)	X40720 (RT41448)
INFORMATIONS	17 X 7.5 8-165.1 +40 121.3	15 X 6 4-114.3 +45 66.1	15 X 6 5-114.3 +7 70.6	14 X 5.5 4 X 100 +45 54.1
APPLICATIONS	NISSAN 12-21 RAM 2500 / 3500 11-23	NISSAN SENTRA 82-12 NISSAN VERSA 07-12	FORD RANGER 83-11	HYUNDAI 00-20 TOYOTA 88-20



PART #	X40827 (RT40827)	X40831 (RT41546)	X40837 (RT 41658)	X40838 (RT43658)
INFORMATIONS	16 X 7 5-114.3 +11 70.6	15 X 6 4-108 +48 63.5	16 X 6.5 5-108 +43 65.1	16 X 6 5-108 +50 63.4
APPLICATIONS	FORD EXPLORER 91-23 FORD RANGER 98-11	FORD FIESTA 11-19 FORD FOCUS 00-11	FORD 86-22 VOLVO 94-23	FORD 86-23 VOLVO 05-16



PART #	X40856 ³ (RT44754)	X40861 (RT40861)	X40862 (RT40862)	X40876 (RT40876)
INFORMATIONS	17 X 7 5-120 +40 72.6	15 X 6 4-100 +45 56.1	14 X 5.5 4-100 +49 56.1	16 X 6.5 5-100 +40 54.1
APPLICATIONS	BMW 00-24 MINI 11-16	Radius HONDA 84-20 ACURA 86-05	Radius HONDA 84-20 ACURA 86-05	LEXUS 11-17 SCION 05-14 TOYOTA 94-23

1 "TAKE-OFF" wheel
(Ltd Qty)

2 Stylized black wheel

3 Grey wheel

PICTURES MAY DIFFER FROM PRODUCT

SPECIFIC APPLICATIONS AND MULTI-APPLICATIONS



PART #	X40922 (RT42552)	X40957 (RT41543)	X42139 (RT42052)	X42635 (RT42065)
INFORMATIONS	15 X 6 5-114.3 +45 64.1	15 X 5.5 4-100 +45 54.1	20 X 8 5-139.7 +20 77.8	20 X 8 6-135 +20 87.1
APPLICATIONS	ACURA HONDA CIVIC Radius 95-15 04-23	HYUNDAI MAZDA TOYOTA 00-22 89-14 86-20	RAM 1500 RAM CLASSIC 11-18 19-23	FORD F150 16-24



PART #	X42639 (RT42068)	X43786 (RT43786)	X44114 (RT41445)	X45108 (RT43558)
INFORMATIONS	20 X 8 6-139.7 +20 78.1	17 X 7 8-180 +30 124.1	14 X 5.5 4-114.3 +46 67.1	15 X 6 5-108 +42 63.5
APPLICATIONS	RAM 1500 GM P-UP 1500 NISSAN 19-23 04-24 16-22	GM P-UP 2500/3500 11-24	HYUNDAI MITSUBISHI NISSAN 89-06 02-07 00-06	FORD 86-18



PART #	X45166	X45160 (RT40871)
INFORMATIONS	15 X 6 5-114.3 +40 66.1	15 X 6.5 5-114.3 +45 60.1
APPLICATIONS	INFINITI NISSAN NV 200 NISSAN 90-01 2013 89-23	LEXUS TOYOTA 92-99 91-06

1 "TAKE-OFF" wheel
(Ltd Qty)

2 Stylized black wheel

3 Gray wheel

PICTURES MAY DIFFER FROM PRODUCT

SPECIFIC APPLICATIONS AND MULTI-APPLICATIONS



PART #	X45483 (RT42667)	X45512 (RT41761)	X45515 (RT41865)	X45520 (RT42661)
INFORMATIONS	16 X 7 6-139.7 +25 106.1	17 X 6.5 6-115 +51 70.3	18 X 7.5 6-135 +42 87.1	16 X 6.5 6-139.7 +40 92.3
APPLICATIONS	CHEVROLET 88-12 TOYOTA 86-23	BUICK TERRAZA 06-07 CHEVROLET UPLANDER 06-09 CADILLAC SRX 04-09	FORD F-150 16-24	KIA SEDONA 06-14 HYUNDAI ENTOURAGE 07-10



PART #	X45521 (RT44653)	X45567 (RT40881)	X45619 (RT41547)	X45656 (RT43557)
INFORMATIONS	16 X 6.5 5-127 +40 71.5	15 X 6 5-114.3 +42 67.1	15 X 5.5 4-100 +40 60.1	15 X 6.5 5-105 +39 56.6
APPLICATIONS	DODGE GRAND CARAVAN 06-13 JEEP 99-18 VW ROUTAN 09-14 RAM 12-13	HYUNDAI 01-23 KIA 02-24 MAZDA 88-14 MITSUBISHI 00-06	NISSAN 12-22	CHEVROLET 11-24



PART #	X45921 (RT42551)	X46120	X46130³ (RT45652)	X46139 (RT41669)
INFORMATIONS	15 X 6 5-100 +40 54.1	16 X 6.5 5-120 +40 67.1	16 X 6 5-130 +68 78.1	16 X 6.5 6-139.7 +25 100.6
APPLICATIONS	TOYOTA 94-23	CHEVROLET 13-16 BUICK 11-17	RAM PROMASTER 14-23	COLORADO/CANYON 04-12

1 "TAKE-OFF" wheel
(Ltd Qty)

2 Stylized black wheel

3 Gray wheel

PICTURES MAY DIFFER FROM PRODUCT

SPECIFIC APPLICATIONS AND MULTI-APPLICATIONS

				
PART #	X46160 ³ (RT45650)	X46205 ³ (RT43664T)	X46352	X46444 (RT41665)
INFORMATIONS	16 X 6.5 5-160 +60 65.1	16 X 6.5 6-205 +132 161	16 X 7 5-139.7 +25 77.8	16 X 7 6-114.3 +20 71.5
APPLICATIONS	FORD TRANSIT 15-24	MERCEDES SPRINTER 3500 10-23 DUALLY	DAKOTA 05-10	NISSAN 05-24 DODGE DURANGO 98-02 DODGE DAKOTA 91-04
				
PART #	X46460 (RT41647)	X46498 (RT42641)	X46501 (RT42657)	X46510 (RT43653)
INFORMATIONS	16 X 6.5 4-100 +42 60.1	16 X 7 4-98 +31 58.1	16 X 7 5-120 +50 64.1	16 X 7 5-110 +39 65.1
APPLICATIONS	NISSAN 12-22	FIAT 500 12-19	Radius HONDA ODYSSEY 05-10	CHEVROLET 04-12 CHRYSLER 15-17 DODGE 13-16 FIAT 16-23 JEEP 15-23
				
PART #	X46512 (RT45659)	X46515 (RT44655)	X46520 (RT44654)	X46556 ³ (RT40867)
INFORMATIONS	16 X 6.5 5-112 +50 66.6	16 X 6.5 5-115 +52 70.3	16 X 6.5 5-120 +45 72.6	16 X 6.5 5-100 +48 56.1
APPLICATIONS	MINI COOPER 14-23	GM 92-24	BMW 97-18 CHEVROLET 13-16 MINI 11-16	SUBARU 93-24 SCION 10-16 TOYOTA 86 17-20

1 "TAKE-OFF" wheel
(Ltd Qty)

2 Stylized black wheel

3 Gray wheel


PICTURES MAY DIFFER FROM PRODUCT

STEEL WHEELS 97

SPECIFIC APPLICATIONS AND MULTI-APPLICATIONS



PART #	X46566 (RT43656)	X46598 3 (RT45651)	X46620 3	X46639 (RT43668)
INFORMATIONS	16 X 6.5 5-114.3 +40 66.1	16 X 6 5-98 +36 58.1	16 X 7 6-120 +30 67.1	16 x 7 6-139.7 +16 78.1
APPLICATIONS	INFINITI 90-05 NISSAN 95-24	RAM PROM. CITY 15-22 FIAT 500L 14-20	COLORADO/CANYON 15-23	GM TRUCK 88-08 CADILLAC 99-06



PART #	X46645 (RT41645)	X46646 (RT41646)	X46650 3 (RT45337)	X46655 3 (RT43669)
INFORMATIONS	16 X 6.5 4-114.3 +45 66.1	16 X 6.5 4-108 +47 63.5	16 X 7 8-165.1 +7 124.1	16 X 7 6-139.7 +55 93.1
APPLICATIONS	NISSAN SENTRA 00-14	FORD 98-19	FORD F-250/350 92-96 FORD E-250/350 00-20	FORD RANGER 19-24 FORD BRONCO 21-24



PART #	X46656 (RT43657)	X46660 3 (RT43662)	X46680 3 (RT45660)	X46865 (RT43689)
INFORMATIONS	16 X 6.5 5-105 +39 56.6	16 X 6.5 6-130 +52 84.1	16 X 6 6-180 +109 139	16 X 6.5 8-165.1 +28 117
APPLICATIONS	BUICK 13-22 CHEVROLET 11-24	MERCEDES SPRINTER 19-23	FORD TRANSIT 350 15-23 DUALY	GM PICK UP 88-23

1 "TAKE-OFF" wheel
(Ltd Qty)

2 Stylized black wheel

3 Gray wheel

PICTURES MAY DIFFER FROM PRODUCT

SPECIFIC APPLICATIONS AND MULTI-APPLICATIONS



PART #	X46870 (RT45454)	X47108	X47112 (RT43759)	X47139 ³
INFORMATIONS	16 X 7 8-170 +7 125	17 X 6.5 5-108 +42 65.1	17 X 7 5-112 +45 66.6	17 X 8 6-139.7 +24 78.1
APPLICATIONS	FORD F250-350 00-04	FORD 89-23 VOLVO 94-21	MINI COOPER 14-23 AUDI A4 09-23 MERCEDES 08-24 VOLKSWAGEN 15-24	GM 99-24



PART #	X47279 (RT41763)	X47157 (RT41757)	X47215 (RT43755)	X47170 ³ (RT43781)
INFORMATIONS	17 X 7 6-132 +50 74.5	17 X 6.5 5-100 +40 57.1	17 X 6.5 5-115 +40 70.3	17 X 7.5 8-170 +38 124.8
APPLICATIONS	BUICK ENCLAVE 08-17 CHEVROLET TRAVERSE 09-17 GMC ACADIA 07-16	CHRYSLER 96-10 SUBARU 93-24 TOYOTA 00-23 VOLKSWAGEN 98-10 SCION 05-16	GM 05-24	FORD F250-350 15-23



PART #	X47200 ³ (RT41785)	X47210 ³ (RT42784)
INFORMATIONS	17 X 6.5 8-200 +141 142	17 X 6.5 8-210 137 154
APPLICATIONS	FORD F350 05-23 RAM 3500 19-23 DUALLY	GM P-UP 3500 11-24 DUALLY

1 "TAKE-OFF" wheel
(Ltd Qty)

2 Stylized black wheel

3 Gray wheel

SPECIFIC APPLICATIONS AND MULTI-APPLICATIONS



PART #	X47351 (RT41752)	X47472 (RT42757)	X47500 (RT42541)	X47505 (RT43757)
INFORMATIONS	17 X 7 5-139.7 +30 78.1	17 X 7 5-115 +20 71.5	15 X 6 4-98 +40 58.1	17 X 7 5-105 +42 56.6
APPLICATIONS	DODGE DAKOTA 05-10 DODGE DURANGO 04-09 RAM 1500 95-10	CHRYSLER 300 05-23 DODGE 05-23	FIAT 500 12-19	BUICK ENCORE 13-22 CHEVROLET 11-24



PART #	X47508 (RT43758)	X47510 (RT45753)	X47514 (RT45755)	X47561 (RT43756)
INFORMATIONS	17 X 7 5-108 +40 63.4	17 X 7 5-110 +40 65.1	17 X 7 5-114.3 +40 56.1	17 X 7 5-114.3 +45 66.1
APPLICATIONS	FORD 11-24 VOLVO 05-22	CHRYSLER 15-17 DODGE 13-16 JEEP 14-23 FIAT 500X 16-23	SUBARU 15-24	INFINITI 93-23 NISSAN 03-24 HONDA CR-V/HR-V 21-24 TOYOTA SIENNA 20-23



PART #	X47120 (RT45754)	X47527 (RT44753)	X47556³ (RT44757)
INFORMATIONS	17 X 7.5 5-120 +42 64.1	17 X 7 5-127 +40 71.5	17 X 7 5-100 +44 56.1
APPLICATIONS	ACURA Radius 05-20 HONDA 05-23	CHRYSLER 16-23 DODGE 06-23 JEEP 06-24	SUBARU 98-24 TOYOTA 03-23

1 "TAKE-OFF" wheel
(Ltd Qty)

2 Stylized black wheel

3 Gray wheel

PICTURES MAY DIFFER FROM PRODUCT

SPECIFIC APPLICATIONS AND MULTI-APPLICATIONS



PART #	X47564 (RT42752)	X47567 (RT74755NT)	X47598	X47620 (RT42857)
INFORMATIONS	17 X 7 5-114.3 +40 64.1	17 X 7 5-114.3 +50 67.1	17 X 6.5 5-98 +35 58.1	17 X 7 6-120 +30 67.1
APPLICATIONS	ACURA HONDA Radius 95-24 99-24	HYUNDAI KIA MAZDA MITSUBISHI CHRYSLER HONDA CR-V/HR-V 03-24 04-24 01-24 04-24 07-14 21-24	RAM PROM. CITY FIAT 500L 15-22 14-20	COLORADO/CANYON 15-24



PART #	X47627 (RT41762)	X47639 ³	X47655 (RT43769)	X47712 (RT45759)
INFORMATIONS	17 X 7 6-127 +50 78.1	17 X 7.5 6-139.7 +44 77.8	17 X 7.5 6-139.7 +55 93.1	17 X 7 5-112 +50 57.1
APPLICATIONS	CHEVROLET TRAILBLAZER 02-09 GMC ENVOY 02-05 BUICK RAINIER 06-07 SAAB 9-7X 05-09	NISSAN TITAN 04-15 INFINITI QX56 04-07	FORD RANGER 19-24 FORD BRONCO 21-24	Radius AUDI 95-24 VOLKSWAGEN 06-24



PART #	X47756 (RT43765)	X47767 (RT43754)	X47865 ³ (RT42786)	X48112 (RT43859)
INFORMATIONS	17 X 7.5 6-135 +42 87.1	17 X 7 5-120 +40 67.1	17 X 6 8-165.1 +136 121.3	18 X 7.5 5-112 +45 66.6
APPLICATIONS	FORD F-150 04-24 FORD EXPEDITION 03-24 LINCOLN NAVIGATOR 03-24	BUICK 10-17 CHEVROLET 10-23 GMC 10-17 HONDA 05-24	RAM 3500 04-10 DUALY	AUDI 06-23 INFINITI QX30 17-19 MERCEDES 06-24

1 "TAKE-OFF" wheel
(Ltd Qty)

2 Stylized black wheel

3 Gray wheel

SPECIFIC APPLICATIONS AND MULTI-APPLICATIONS



PART #	X48115 (RT42857)	X48165	X48170³ (RT43883)	X48180³ (RT43886)
INFORMATIONS	18 X 7 5-115 +15 71.5	18 X 8 8-165.1 +25 121.3	18 X 8 8-170 +37 125	18 X 8 8-180 +40 125
APPLICATIONS	CHRYSLER 05-23 DODGE 05-23	RAM 2500 02-23 GMC 99-23 CHEVROLET 99-23 NISSAN NV SERIE 12-21	FORD F250-350 15-23	GM TRUCK 2500 3500 11-24



PART #	X48215 (RT43855)	X48515	X48500	X48505 (RT44857)
INFORMATIONS	18 X 7.5 5-115 +44 70.3	18 X 7 5-114.3 +40 64.1	18 X 7.5 5-100 +42 56.1	18 X 7.5 5-105 +44 56.6
APPLICATIONS	GM 05-24	Radius ACURA 04-24 HONDA 06-24 LEXUS 18-24 SUBARU SOLTERRA 23-24 TOYOTA 20-23	SUBARU 98-24 TOYOTA 00-23	BUICK 13-22 CHEVROLET 11-24



PART #	X48512 (RT45859)	X48510
INFORMATIONS	18 X 7.5 5-112 +45 57.1	18 X 7.5 5-110 +40 65.1
APPLICATIONS	AUDI 06-24 VOLKSWAGEN 98-24	CHRYSLER 200 15-17 JEEP 14-23 FIAT 500X 16-23 DODGE DART 13-16

1 "TAKE-OFF" wheel (Ltd Qty)

2 Stylized black wheel

3 Gray wheel

PICTURES MAY DIFFER FROM PRODUCT

SPECIFIC APPLICATIONS AND MULTI-APPLICATIONS



PART #	X48518 (RT43858)	X48520 (RT43854)	X48527 (RT41853)	X48539
INFORMATIONS	18 X 7.5 5-108 +42 63.4 (14 X 1.50)	18 X 8 5-120 +38 67.1	18 X 7.5 5-127 +44 71.5 (14 X 1.50)	18 X 8 5-139.7 +29 77.8
APPLICATIONS	FORD 90-24 JAGUAR 17-23 LINCOLN 91-23 VOLVO 05-24	BUICK 10-23 CADILLAC 08-24 CHEVROLET 10-23 GMC 10-17 ACURA 14-24 HONDA 06-24	JEEP 11-24 CHRYSLER 16-23	RAM 1500 02-23 DODGE DURANGO 03-07



PART #	X48551T ^{1,3} (RT41851T)	X48556	X48560 (RT42851)	X48563
INFORMATIONS	18 X 8 5-150 +60 110.1	18 X 7.5 5-114.3 +44 56.1	18 X 7 5-114.3 +40 60.1	18 X 7.5 5-114.3 +44 63.4
APPLICATIONS	TOYOTA SEQUOIA 07-22 LEXUS LX 98-21	SUBARU 06-24	LEXUS 99-24 TOYOTA 06-24 SUBARU SOLTERRA 23-24	FORD 05-19 LINCOLN MKS/MKT 09-19



PART #	X48564 (RT45854)	X48566	X48567 (RT47855NT)	X48620 (RT43861)
INFORMATIONS	18 X 8 5-120 +40 64.1	18 X 7.5 5-114.3 +44 66.1	18 X 7 5-114.3 +40 67.1	18 X 8 6-120 +35 67.1
APPLICATIONS	ACURA HONDA	INFINITI 93-24 NISSAN 02-24 MITSUBISHI 22-24	HYUNDAI 05-24 KIA 10-24 MAZDA 04-24 MITSUBISHI 07-24 GENESIS G70/G80 19-23 HONDA CR-V/HR-V 21-24	CADILLAC 10-24 CHEVROLET 15-24 ACADIA/CANYON 15-23 BUICK ENCLAVE 18-24

1 "TAKE-OFF" wheel
(Ltd Qty)

2 Stylized black wheel

3 Gray wheel

PICTURES MAY DIFFER FROM PRODUCT

SPECIFIC APPLICATIONS AND MULTI-APPLICATIONS



PART #	X48632		X48639 (RT42868)		X48655 (RT43868)		X48827 (RT48472)		
INFORMATIONS	18 X 7.5 6-132 +45 74.5		18 X 8 6-139.7 +25 106.1		18 X 8 6-139.7 +25 78.1		18 X 7 5-114.3 +40 71.5		
APPLICATIONS	BUICK ENCLAVE 08-17	CHEVROLET 92-24	CHEVROLET 92-24	RAM 1500 97-23	HONDA 05-24	CHEVROLET TRVERSE 09-17	GMC 92-24	CHEVROLET 99-24	HYUNDAI 05-24
	GMC ACADIA 08-16	NISSAN 04-23	TOYOTA 96-24	GMC 99-24	KIA 05-24		CADILLAC ESCALADE 99-23	NISSAN 04-22	ACURA 04-24
		INFINITI QX80 14-23		NISSAN 22-24	BUICK 06-24			JEEP WAGONEER 22-24	CHEVROLET 00-24



PART #	X49215		X49512		X49518 (RT43958)		X49527 (RT44953)	
INFORMATIONS	19 X 7.5 5-115 +40 70.3		19 X 7.5 5-112 +38 57.1		19 X 7.5 5-108 +40 63.4		19 X 7.5 5-127 +40 71.5	
APPLICATIONS	GM TERRAIN 18-24	AUDI 06-24	VOLKSWAGEN 06-24		(14 x 1.50)		(14 x 1.50)	
	BUICK 06-20			FORD 90-24	LINCOLN 91-23	JEEP 06-24	CHRYSLER 16-23	
	CADILLAC 19-24			JAGUAR 18-23	LAND ROVER 08-24	DODGE 09-23		
	CHEVROLET EQUINOX 16-24			VOLVO 06-24				



PART #	X49560		X49564		X49566	
INFORMATIONS	19 X 7.5 5-114.3 +40 60.1		19 X 7.5 5-120 +40 64.1		19 X 7.5 5-114.3 +40 66.1	
APPLICATIONS	LEXUS 07-23	ACURA 05-24	Radius		INFINITI 93-24	
	TOYOTA 05-24	HONDA 05-24	TOYOTA MIRAI 21-23		NISSAN 00-24	

1 "TAKE-OFF" wheel
(Ltd Qty)

2 Stylized black wheel

3 Gray wheel

PICTURES MAY DIFFER FROM PRODUCT

SPECIFIC APPLICATIONS AND MULTI-APPLICATIONS



PART #	X49567		X49767		X99116N (RT41455)	
INFORMATIONS	19 X 7.5 5-114.3 +40 67.1		19 X 7.5 5-120 +40 67.1		14 X 5.5 5-100 +41 57.1	
APPLICATIONS	MAZDA HYUNDAI KIA ACURA HONDA GENESIS G SERIE	03-24 01-24 10-24 15-23 07-24 17-23	GM	10-24	DODGE PONTIAC SUBARU CHEVROLET CHRYSLER	95-05 82-05 90-99 86-05 95-02



PART #	X99108N (RT41340)		X99103N (RT41545)		X99109N (RT42553)	
INFORMATIONS	13 X 5 4-100 +40 59.1		15 X 6 4-114.3 +45 67.1		15 X 6.5 5-110 +40 65.1	
APPLICATIONS	TOYOTA MITSUBISHI MIRAGE VOLKSWAGEN	88-02 2015 85-02	HONDA HYUNDAI NISSAN KIA	90-02 97-06 82-12 01-09	CHEVROLET PONTIAC SATURN	04-11 06-10 00-05



PART #	X99111N (RT41553)	
INFORMATIONS	15 X 6.5 5-108 +43 65.1	
APPLICATIONS	VOLVO	92-00

1 "TAKE-OFF" wheel
(Ltd Qty)

2 Stylized black wheel

3 Gray wheel

PICTURES MAY DIFFER FROM PRODUCT

SPECIFIC APPLICATIONS AND MULTI-APPLICATIONS



PART #	X99118N (RT44559)	X99120N (RT42658)	X99121N (RT41657)
INFORMATIONS	15 X 6 5-112 +47 57.1	15 X 7 6-139.7 +10 108	16 X 6.5 5-100 +44 57.1
APPLICATIONS	VOLKSWAGEN Radius 98-24	CHEVROLET 04-08 NISSAN 98-04 TOYOTA 95-04	SUBARU 93-24 TOYOTA 00-23 VOLKSWAGEN 95-10



PART #	X99123N (RT42540)	X99126N (RT42554)	X99127N (RT44659)
INFORMATIONS	15 X 6 4-100 +45 57.1	15 X 6.5 5-114.3 +40 71.5	16 X 6.5 5-112 +50 57.1
APPLICATIONS	CHEVROLET 00-22 HONDA 84-20 PONTIAC 05-10 TOYOTA 88-20	HONDA 95-24 KIA 02-24 NISSAN 89-23	AUDI 95-24 VOLKSWAGEN 98-24



PART #	X99128N (RT46472)	X99130N (RT41557)	X99139N (RT42751)
INFORMATIONS	16 X 6.5 5-114.3 +38 71.5	15 X 6 5-100 +38 57.1	17 X 7 5-114.3 +40 60.1
APPLICATIONS	BUICK 90-17 HONDA 95-24 KIA 04-23 TOYOTA 91-24	CHRYSLER 95-10 SUBARU 98-24 TOYOTA 00-24 VOLKSWAGEN 98-10	LEXUS 98-23 TOYOTA 01-23

1 "TAKE-OFF" wheel
(Ltd Qty)

2 Stylized black wheel

3 Gray wheel

PICTURES MAY DIFFER FROM PRODUCT

SPECIFIC APPLICATIONS AND MULTI-APPLICATIONS



PART #	X99143N (RT40872)	X99144N (RT40878)	X99147N (RT43768)
INFORMATIONS	16 X 6.5 5-114.3 +40 60.1	16 X 6.5 5-114.3 +55 64.1	17 X 7.5 6-139.7 +30 78.1
APPLICATIONS	LEXUS 92-23 TOYOTA 91-23	Radius ACURA 95-15 HONDA 95-24	GM 92-23



PART #	X99148N (RT42449)	X99149N (RT42640)	X99154N (RT74655NT)
INFORMATIONS	14 X 5.5 4-100 +45 57.1	16 X 6.5 4-100 +42 56.6	16 X 6.5 5-114.3 +40 67.1
APPLICATIONS	CHEVROLET 04-22 HONDA 84-20 HYUNDAI ACCENT 03-17 KIA 00-11 TOYOTA 88-16 VOLKSWAGEN 85-02	HONDA 84-20 HYUNDAI 00-22 KIA 00-23 MINI 02-15 TOYOTA 91-20	HYUNDAI 01-23 KIA 04-24 MAZDA 93-24 MITSUBISHI 00-24



STEEL WHEELS

rthibert.com

PART #	X99441N (RT42768)	X99715N (RT47472)
INFORMATIONS	17 X 7 6-139.7 +14 106.1	17 X 7 5-114.3 +40 71.5
APPLICATIONS	LEXUS GX 10-23 TOYOTA 90-23 GM 99-23	CHEVROLET 00-24 HONDA 97-24 KIA 04-24 TOYOTA 01-24

1 "TAKE-OFF" wheel
(Ltd Qty)

2 Stylized black wheel

3 Gray wheel

PICTURES MAY DIFFER FROM PRODUCT

LIGHT AND MEDIUM DUTY TRUCK WHEELS

ONLY AVAILABLE IN CANADA

SEARCH BY PART NUMBER

				
RT3811	28408E	28409E	29584 CH3342-X	29884 C8C3Z1015K
16 x 6.0 8-165.1	22.5 x 8.25 10-285.75	24.5 x 8.25 10-285.75	19.5 x 6.0 8-225	19.5 x 6.0 10-225
	70 lb	86 lb		
				
H5125-X	X45333 CH3036-X	X45334 CH3037-X	X45401 CH2125-X	X45460 CH3210-X
16 x 6.5 8-165.1	16 x 6.0 8-165.1	16 x 6.0 8-165.1	16 x 6.0 8-165.1	16 x 6.0 8-165.1
				
X45463 CH3336-X	X46205	X46650 CH3035AM	X46680	
16 x 6.0 8-170	16 x 6.5 6-205	16 x 7.0 8-165.1	16 x 6.0 6-180	
				
X47165	X47200	X47210	X47865	
17 x 6.5 8-165.1	17 x 6.5 8-200	17 x 6.5 8-210	17 x 6.0 8-165.1	

LIGHT AND MEDIUM DUTY TRUCK WHEELS

ONLY AVAILABLE IN CANADA

YEAR	MAKE & MODEL	DIMENSIONS	BOLT PATTERN	OFFSET	BORE	# RTHIBERT	COLOR
CHEVROLET / GMC • DUAL							
2011-2023	3500 HD	17" x 6.5	8-210 mm	137 mm	154 mm	X47210	Grey
2003-2023	EXPRESS/SAVANA 3500	16" x 6.5	8-165.1 mm	127 mm	117 mm	H5125-X	Grey
2001-2007	SILVERADO/SIERRA 3500	16" x 6.5	8-165.1 mm	127 mm	117 mm	H5125-X	Grey
2008-2010	SILVERADO/SIERRA 3500	17" x 6.5	8-165.1 mm	127 mm	117 mm	X47165	Grey
DODGE/RAM PICK-UP • DUAL							
2003-2017	3500	17" x 6.0	8-165.1 mm	136 mm	121 mm	X47865	Grey
1994-2002	3500	16" x 6.0	8-165.1 mm	127 mm	121 mm	X45401 CH2125-X	Grey
2007-2017	4500/5500	19.5 x 6.0	10-225 mm	136 mm	170.10 mm	29884 C8C3Z1015K	Grey
FORD • DUAL							
2015-2023	TRANSIT 350	16 x 6.0	6-180 mm	109 mm	136 mm	X46680	Grey
FORD E-SERIES • SINGLE							
1992-2014	E-250/350/SRW	16" x 7.0	8-165.1 mm	+6	124.1mm	X46650 CH3035AM	Grey
FORD E-SERIES • DUAL							
1992-2011	E-350/450	16" x 6.0	8-165.1 mm	127 mm	124 mm	X45333 CH3036-X	Grey
1992-2007	E-350/450	16" x 6.0	8-165.1 mm	131 mm	124 mm	X45460 CH3210-X	Grey
1998-2004	E-350/450	19.5" x 6.0	8-225 mm	136 mm	170.10 mm	29584 CH3342-X	Grey
FORD F-SERIES • DUAL							
2005-2021	F350	17" x 6.5	8-200 mm	141 mm	142 mm	X47200	Grey
1984-2005	F350	16" x 6.0	8-165.1 mm	127 mm	124 mm	X45333 CH3036-X	Grey
1985-1997	F350 4X4	16" x 6.0	8-165.1 mm	136 mm	124 mm	X45334 CH3037-X	Grey
1998-2004	F350	16" x 6.0	8-170 mm	136 mm	125.10 mm	X45463 CH3336-X	Grey
2008-2023	F-450 SUPER DUTY	19.5" x 6.0	8-225 mm	136 mm	170.10 mm	29584 CH3342-X	Grey
2008-2023	F-450/550	19.5" x 6.0	10-225 mm	136 mm	170.10 mm	29884 C8C3Z1015K	Grey
FREIGHTLINER • DUAL							
2014-2023	SPRINTER 3500	16 x 6.5	6-205 mm	132 mm	161 mm	X46205	Grey
MERCEDES • DUAL							
2006-2023	SPRINTER 3500	16 x 6.5	6-205 mm	132 mm	161 mm	X46205	Grey
TRUCK & TRAILER							
	ALL	16 x 6.0	8-165.1 mm	139.7 mm	121 mm	24-070-RD8	Grey
	ALL	22.5" x 8.25	10-285.75 mm	167.5 mm	220 mm	28408E	White
	ALL	24.5" x 8.25	10-285.75 mm	168 mm	220 mm	28409E	White

HEAVY DUTY DEMOUNTABLE RIMS



6400E
22.5 x 8.25
Offset:120mm
Cap.: 7400 lb



6600E
24.5 x 8.25
Offset:120mm
Cap.: 7400 lb

WHEEL NUT



RT2233B
HD 22 x 1.5mm

SPECIFICATION GUIDE

ICONS LEGEND



3 year warranty on solid painted finishes and all winter approved wheels



1 year warranty on special finishes.



Uses OE lug nuts or bolts.



Built to EH2 standards for Run Flat profile. Can also be used with standard tires.



Accepts OE center cap or logo.



Designed to meet or exceed the load capacity for SUV and light trucks.



Available in staggered fitment



Hubcentric and uses OEM wheel hardware & OEM wrench



Hubcentric



TPMS compatible











Approved for electric vehicles (EV)

NEW

Indicates a new product or a new part number

AVAILABLE FINISHES	SIZE	BOLT PATTERN	OFFSET	CENTER BORE & PILOT	PRODUCT #
BAVARIA II					P. 20
					HYPER SILVER
	18 x 8	5-112	+35	66.6	082485
BEYREUTH					P. 21
					GLOSS BLACK
	18 x 8	5-112	+35	66.6	507411
	19 x 8	5-112	+35	66.6	507412
	19 x 9	5-112	+40	66.6	507413
BORNA					P. 21
					GLOSS BLACK
	20 x 8.5	5-112	+35	66.6	082871
BRUMEN					P. 20
					GLOSS BLACK
	19 x 8.5	5-112	+35	66.6	083071
	20 x 9	5-112	+35	66.6	083072
	21 x 9.5	5-112	+32	66.6	083073
CAMBRIDGE					P. 45
					GLOSS BLACK
	17 x 7	5-100	+40	54.1	163700
CJ01					P. 31
					SATIN BLACK
	20 x 9	5-127	+35	71.5	507417
COSMOS					P. 39
					SATIN BLACK
	15 x 6.5	5-100	+38	56.1	081678
	16 x 7	5-100	+40	56.1	081679
	17 x 7.5	5-100	+42	56.1	081681
	17 x 7.5	5-114.3	+42	56.1	081682
	18 x 8	5-100	+42	56.1	082149
	18 x 8	5-114.3	+42	56.1	082151
					SILVER
	16 x 7	5-100	+40	56.1	081751
	17 x 7.5	5-114.3	+42	56.1	081754
DALLAS					P. 38-39
					SATIN BLACK
	18 x 8	6-139.7	+18	78.1	082886
	20 x 9	6-139.7	+18	78.1	082887

AVAILABLE FINISHES	SIZE	BOLT PATTERN	OFFSET	CENTER BORE & PILOT	PRODUCT #
DENVER					P. 24
					SATIN BLACK
	16 x 7	6-120	+25	67.1	082228
	17 x 8	6-120	+30	67.1	082229
	18 x 8	6-120	+35	67.1	082968
ESTATE					P. 39
					SATIN BLACK
	17 x 7	5-114.3	+48	56.1	082570
	18 x 7	5-114.3	+48	56.1	082571
NEW					
FD-01					P. 26
					GLOSS BLACK
	17 x 8.5	6-135	+30	87.1	083207
	18 x 9	6-135	+30	87.1	083208
	19 x 9	6-135	+30	87.1	083209
NEW					
FD-02					P. 26
					GLOSS BLACK
	17 x 8.5	6-135	+30	87.1	083216
	18 x 9	6-135	+30	87.1	083217
	19 x 9	6-135	+30	87.1	083218
FLINT					P. 26
					SATIN BLACK
	17 x 7	5-108	+42	63.4	083057
	18 x 8	5-108	+42	63.4	082018
	19 x 8	5-108	+42	63.4	083058
	20 x 8.5	5-108	+40	63.4	083059
GM-01					P. 24
					GLOSS BLACK
	20 x 9	6-139.7	+25	78.1	083084
	22 x 9	6-139.7	+25	78.1	083079
NEW					
GM-02					P. 24
					GLOSS BLACK
	17 x 8	6-120	+35	67.1	083235
	18 x 8	6-120	+35	67.1	083236
	20 x 8.5	6-120	+35	67.1	083237
NEW					
GM-03					P. 22
					GLOSS BLACK
	17 x 8	6-120	+35	67.1	083238
	18 x 8	6-120	+35	67.1	083239
	20 x 8.5	6-120	+35	67.1	083240

NEW

GM-04

P. 23



GLOSS BLACK



18 x 8.5 6-139.7 +26 78.1 507436

NEW

GM-05

P. 24



GLOSS BLACK



20 x 9 6-139.7 +28 78.1 507436

GOTHENBURG

P. 55



GLOSS BLACK



20 x 8 5-108 +45 63.4 082997

GRAZ

P. 21



SATIN BLACK



17 x 8 5-120 +35 72.6 081580

17 x 8 5-112 +35 66.6 082008

18 x 8 5-112 +35 66.6 082009

18 x 8 5-120 +35 72.6 081581

19 x 8.5 5-112 +35 66.6 082010

19 x 8.5 5-120 +35 72.6 081584

20 x 9 5-112 +35 66.6 082741

20 x 9 5-120 +35 74.1 081587



SILVER



18 x 8 5-120 +35 72.6 081608

HAUSEN

P. 35



GLOSS BLACK



20 x 9 5-112 +25 66.6 507419

20 x 10 5-112 +20 66.6 507420

NEW

HD-01

P. 27



GLOSS BLACK



17 x 7.5 5-114.3 +45 64.1 083186

18 x 7.5 5-114.3 +45 64.1 083187

HIDA







P. 50












SILVER



















17 x 7 5-114.3 +45 60.1 081018

AVAILABLE FINISHES	SIZE	BOLT PATTERN	OFFSET	CENTER BORE & PILOT	PRODUCT #
HILUX					P. 49
					SATIN BLACK
	17 x 8	6-139.7	+5	106.1	163701
HIRADO					P. 33
					SILVER
	18 x 7.5	5-114.3	+35	60.1	081015
IPL					P. 30
					DARK GUNMETAL
	18 x 8	5-114.3	+40	66.1	081055
KAMO					P. 51
					SILVER
	18 x 8.5	5-150	+60	110.1	081035
KANTO					P. 50
					GLOSS BLACK
	18 x 8	5-150	+40	110.1	082873
KAZAKI					P. 50
					LIGHT GREY
	17 x 7.5	5-114.3	+35	60.1	082908
	18 x 7.5	5-114.3	+35	60.1	082909
	19 x 7.5	5-114.3	+35	60.1	082910
KITA					P. 28
					GUNMETAL
	17 x 8	5-114.3	+45	64.1	507415
	18 x 8	5-114.3	+45	64.1	507416
KYO					P. 33
					HYPER BLACK
	18 x 8	5-114.3	+35	60.1	082035
					GLOSS BLACK
	18 x 8	5-114.3	+35	60.1	083090
	20 x 8	5-114.3	+35	60.1	083091
LAHOLM					P. 55
					SILVER
	17 x 7.5	5-108	+42	63.4	082225
	18 x 8	5-108	+45	63.4	082226

AVAILABLE FINISHES	SIZE	BOLT PATTERN	OFFSET	CENTER BORE & PILOT	PRODUCT #
LUND					P. 55
	SATIN BLACK				
	19 x 8	5-108	+45	63.4	082911
	19 x 8	5-108	+38	63.4	082575
NEW					
MB-01					P. 34
	GLOSS BLACK MACHINED EDGE				
	19 x 8.5	5-112	+38	66.6	083184
	20 x 8.5	5-112	+38	66.6	083185
NEW					
MB-02					P. 34
	GLOSS BLACK MACHINED EDGE				
	19 x 8	5-112	+38	66.6	083248
	20 x 8.5	5-112	+38	66.6	083249
NEW					
MC-01					P. 36-37
	GLOSS BLACK				
	20 x 9	5-112	+26	66.6	083227
	20 x 10	5-112	+19	66.6	083228
	21 x 9.5	5-112	+26	66.6	083229
	21 x 11	5-112	+19	66.6	083230
MINATO					P. 20
	GLOSS BLACK				
	18 x 8	5-114.3	+45	64.1	082713
	19 x 8.5	5-114.3	+45	64.1	082714
	20 x 9.5	5-114.3	+40	64.1	082715
MK7					P. 54
	GLOSS BLACK				
	17 x 7.5	5-112	+42	57.1	082890
MUNICH					P. 34
	MATTE BLACK				
	17 x 8	5-112	+45	66.6	081571
	18 x 8	5-112	+32	66.6	081572
	19 x 8.5	5-112	+32	66.6	081576
	19 x 8.5	5-112	+45	66.6	081577
NAGANO					P. 28
	GLOSS BLACK				
	17 x 7.5	5-114.3	+45	64.1	082838

AVAILABLE FINISHES	SIZE	BOLT PATTERN	OFFSET	CENTER BORE & PILOT	PRODUCT #
NAJIN					P. 30
	18 x 8	5-114.3	+40	67.1	082033
SATIN BLACK					
NIKKO					P. 28
	16 x 7	5-114.3	+40	64.1	082231
	17 x 7.5	5-114.3	+42	64.1	082233
	18 x 8	5-114.3	+45	64.1	082235
	19 x 7.5	5-114.3	+45	64.1	082899
GLOSS BLACK					
NODA					P. 51
	17 x 7.5	5-100	+38	54.1	082840
	17 x 7.5	5-114.3	+40	60.1	082872
	18 x 7.5	5-114.3	+45	60.1	083060
	19 x 7.5	5-114.3	+40	60.1	082902
GLOSS BLACK					
NOVI					P. 24
	20 x 9	6-139.7	+30	78.1	507414
SATIN BLACK					
NUREMBERG					P. 18-19
	17 x 7.5	5-112	+35	66.6	507401
	18 x 8	5-112	+35	66.6	507402
	19 x 8.5	5-112	+35	66.6	507403
GLOSS BLACK					
OAK					P. 25
	17 x 8.5	6-135	+30	87.1	082874
	18 x 9	6-135	+30	87.1	082875
	20 x 9	6-135	+30	87.1	082876
GLOSS BLACK					
OSAKA					P. 49
	18 x 7	5-114.3	+35	60.1	082992
	19 x 7.5	5-114.3	+35	60.1	083056
SATIN BLACK					
PILOT					P. 28
	18 x 8	5-120	+45	64.1	082227
GLOSS BLACK					
NEW					
PS-01					P. 35
	19 x 8	5-108	+45	63.4	083170
	20 x 8	5-108	+45	63.4	083172
GLOSS BLACK					

AVAILABLE FINISHES	SIZE	BOLT PATTERN	OFFSET	CENTER BORE & PILOT	PRODUCT #
RAINIER					P. 48-49
				GLOSS BLACK	
	18 x 8.5	5-150	+45	110.1	163702
RANCH					P. 26
				SATIN BLACK	
	17 x 7.5	5-108	+35	63.4	083020
ROGUE					P. 34
				GLOSS BLACK	
	16 x 6.5	5-114.3	+38	66.6	082219
	17 x 7	5-114.3	+35	66.6	082220
	18 x 8	5-114.3	+35	66.6	082221
RSII					P. 20
				GLOSS BLACK	
	16 x 7	5-112	+45	57.1	082475
	17 x 7.5	5-112	+35	66.6	082155
	17 x 7.5	5-112	+45	57.1	082156
	18 x 8	5-112	+35	66.6	082157
	18 x 8	5-112	+45	57.1	082158
	19 x 8.5	5-112	+25	66.6	082477
	19 x 8.5	5-112	+35	66.6	082160
NEW					
SE21					P. 27
				GLOSS BLACK	
	16 x 7	5-114.3	+40	64.1	082969
	17 x 7.5	5-114.3	+42	64.1	082970
	18 x 8	5-114.3	+42	64.1	082971
	18 x 8	5-120	+40	64.1	082972
SPIDER					P. 44
				GUNMETAL	
	18 x 8.5	5-114.3	+35	64.1	082895
	19 x 8.5	5-114.3	+35	64.1	082897
				GLOSS BLACK	
	18 x 8.5	5-114.3	+35	64.1	082734
	19 x 8.5	5-114.3	+35	64.1	082735
	19 x 8.5	5-120	+35	64.1	082737
	20 x 8.5	5-114.3	+35	64.1	082736
	20 x 8.5	5-120	+35	64.1	082738
				HYPERSILVER	
	18 x 8.5	5-114.3	+35	64.1	082894
	19 x 8.5	5-114.3	+35	64.1	082896

AVAILABLE FINISHES	SIZE	BOLT PATTERN	OFFSET	CENTER BORE & PILOT	PRODUCT #
STADE					P. 21
					GLOSS BLACK
	17 x 8	5-120	+35	72.6	082360
	18 x 8	5-120	+35	72.6	082361
	19 x 8.5	5-112	+35	66.6	082359
SUMMIT					P. 31
					SATIN BLACK
	17 x 8	5-110	+35	65.1	082108
STERLING					P. 32
					SATIN BLACK
	20 x 8.5	5-108	+45	63.4	507418
THUG					P. 31
					SATIN BLACK
	20 x 9	5-127	+34	71.5	081595
TREK					P. 25
					SILVER
	16 x 6.5	5-105	+39	56.6	081021
NEW					
TS-01					P. 40-41
					GLOSS BLACK
	18 x 8.5	5-114.3	+35	64.1	083210
	19 x 8.5	5-114.3	+35	64.1	083211
	20 x 8.5	5-114.3	+35	64.1	083212
NEW					
TS-02					P. 42-43
					GLOSS BLACK
	18 x 8.5	5-114.3	+35	64.1	083213
	19 x 8.5	5-114.3	+35	64.1	083214
	20 x 8.5	5-114.3	+35	64.1	083215
TY-01					P. 46
					SATIN BLACK
	16 x 7	6-139.7	+20	106.1	083078
TY-02					P. 47
					GLOSS BLACK
	20 x 8	5-114.3	+35	60.1	083083

TY-03					P. 47				
					GLOSS BLACK				
	18 x 8	6-139.7	+35	95.1	083168				
	20 x 9	6-139.7	+35	95.1	083169				

TYPER					P. 55				
					GUNMETAL				
	17 x 7.5	5-108	+45	63.4	082892				
	18 x 7.5	5-108	+45	63.4	082893				

ULSAN					P. 31				
					SATIN BLACK				
	17 x 7	5-114.3	+38	67.1	082573				

VAREL					P. 54				
					SATIN BLACK				
	17 x 7.5	5-112	+38	57.1	507422				
	18 x 8	5-112	+38	57.1	507423				
	19 x 8	5-112	+38	57.1	507424				

NEW









VW-01					P. 52-53				
					GLOSS BLACK				
	18 x 8	5-112	+40	57.1	507437				
	20 x 8.5	5-112	+38	57.1	507438				

WHITLEY					P. 30				
					BLACK				
	18 x 8	5-108	+35	63.4	082365				
	19 x 8.5	5-108	+38	63.4	082366				
	20 x 8.5	5-108	+38	63.4	082367				

WINDSOR					P. 25				
					GUNMETAL				
	17 x 7	5-127	+35	71.5	082222				
	18 x 7.5	5-127	+35	71.5	082223				

RTXRSPEC

FF10					P. 66-67				
					GUNMETAL				
	18 x 8	5-108	+38	63.4	082619				
	18 x 8	5-114.3	+42	73.1	082621				

AVAILABLE FINISHES	SIZE	BOLT PATTERN	OFFSET	CENTER BORE & PILOT	PRODUCT #
FF15					P.67
					GLOSS BLACK
	18 x 8	5-114.3	+40	73.1	082877
	20 x 8.5	5-114.3	+40	73.1	082878
	22 x 9	5-114.3	+35	67.1	083016
RS01					P. 58-59
					GLOSS BLACK
	17 x 7.5	5-100	+38	67.1	083241
	18 x 8	5-100	+38	67.1	083242
	18 x 8	5-114.3	+38	67.1	083121
	19 x 8.5	5-114.3	+38	67.1	083124
	20 x 9	5-114.3	+35	67.1	083127
					SATIN BRONZE
	18 x 8	5-114.3	+38	67.1	083122
	19 x 8.5	5-114.3	+38	67.1	083125
	20 x 9	5-114.3	+35	67.1	083128
					GLOSS GUNMETAL
	18 x 8	5-114.3	+38	67.1	083123
	19 x 8.5	5-114.3	+38	67.1	083126
	20 x 9	5-114.3	+35	67.1	083129
RS03F					P. 60-61
					GLOSS GUNMETAL
	19 x 8.5	5-114.3	+35	71/64.1	083150
	20 x 8.5	5-114.3	+35	71/64.1	083151
	21 x 9	5-114.3	+40	71/64.1	083152
	21 x 10.5	5-114.3	+45	71/64.1	083153
RS04F					P. 62-63
					GLOSS BLACK
	19 x 8.5	5-114.3	+35	71/64.1	083146
	19 x 9.5	5-114.3	+40	71/64.1	083148
	20 x 8.5	5-114.3	+35	71/64.1	083147
	20 x 9.5	5-114.3	+40	71/64.1	083149
RS05					P. 63
					GLOSS BLACK
	18 x 8	5-114.3	+40	67.1	083074
	19 x 8	5-108	+40	63.4	083173
	19 x 8	5-114.3	+40	67.1	083075
	19 x 8	5-108	+40	63.4	083143
	20 x 8.5	5-108	+40	63.4	083144
	20 x 8.5	5-114.3	+40	67.1	083076
RS06					P. 63
					GLOSS BLACK
	18 x 8	5-114.3	+40	67.1	083068
	19 x 8	5-108	+40	63.4	083141
	19 x 8	5-114.3	+40	67.1	083069
	20 x 8.5	5-108	+40	63.4	083142
	20 x 8.5	5-114.3	+40	67.1	083070

NEW**RS09****P. 64-65**

GLOSS BLACK



17 x 7.5	5-114.3	+40	67.1	083223
18 x 8	5-114.3	+40	67.1	083224
19 x 8	5-114.3	+40	67.1	083225
20 x 8.5	5-114.3	+40	67.1	083226

STAG**P. 65**

SATIN WHITE



17 x 8	5-100/114.3	+35	73.1	081103
--------	-------------	-----	------	---------------



MATTE BLACK



17 x 8	5-100/114.3	+35	73.1	081274
18 x 8.5	5-100/114.3	+35	73.1	081276
18 x 8.5	5-100/114.3	+40	73.1	081277



GOLD



17 x 8	5-100/114.3	+35	73.1	081279
18 x 8.5	5-100/114.3	+35	73.1	081280

SW05**P. 67**

GLOSS BLACK



17 x 7.5	5-114.3	+35	73.1	082719
18 x 8	5-114.3	+42	73.1	082723

SW20**P. 65**

GLOSS BLACK



17 x 7.5	5-114.3	+42	73.1	082845
18 x 8.5	5-114.3	+45	73.1	082846



GUNMETAL




18 x 8.5	5-114.3	+45	73.1	082802
----------	---------	-----	------	---------------


RTX**ASPEN****P. 79**


SILVER




17 x 8	5-114.3/127	+35	73.1	081780
17 x 8	6-120/139.7	+15	78.1	081782

					SATIN BLACK
	17 x 8	5-114.3/127	+35	73.1	081766
	17 x 8	6-120/139.7	+15	78.1	081768
	17 x 8	6-135/139.7	+25	87.1	081769
	17 x 8	6-139.7	+10	106.1	081770
	18 x 8	5-114.3/127	+35	73.1	081771
	18 x 8	6-120/139.7	+15	78.1	081774

BERN					P. 71
					SATIN BLACK
	15 x 6.5	4-100	+38	73.1	082036
	15 x 6.5	5-112	+40	57.1	082037
	15 x 6.5	5-114.3	+40	73.1	082038
	16 x 7	4-100	+40	73.1	082039
	16 x 7	5-114.3	+40	73.1	082042
	17 x 7.5	5-114.3	+40	73.1	082046
	18 x 8	5-112	+42	66.6	082049
	18 x 8	5-114.3	+42	73.1	082050

BLACK WIDOW					P. 73
					SATIN BLACK
	16 x 7	5-100	+35	54.1	082400
	16 x 7	5-112	+40	57.1	082402
	16 x 7	5-114.3	+40	73.1	082403
	17 x 7.5	5-100	+40	73.1	081633
	17 x 7.5	5-105	+38	56.6	082404
	17 x 7.5	5-108	+40	63.4	081634
	17 x 7.5	5-112	+42	66.6	081635
	17 x 7.5	5-114.3	+42	73.1	081636
	17 x 7.5	5-115	+42	70.3	082692
	17 x 7.5	5-120	+35	72.6	081637
	18 x 8	5-100	+40	73.1	083063
	18 x 8	5-108	+40	63.4	081638
	18 x 8	5-112	+42	66.6	081639
	18 x 8	5-114.3	+42	73.1	081640
	18 x 8	5-115	+42	70.3	082694
	18 x 8	5-120	+35	74.1	081641
	19 x 8.5	5-114.3	+38	73.1	081642
	19 x 8.5	5-120	+35	74.1	082408
20 x 9	5-108	+38	63.4	082409	
20 x 9	5-114.3	+38	73.1	081643	
20 x 9	5-120	+35	74.1	082411	
20 x 9	5-127	+35	71.5	081644	

COMPASS					P. 78
					GLOSS BLACK
	15 x 6.5	5-100	+38	73.1	081542
	15 x 6.5	5-112	+38	57.1	081543
	16 x 7	5-114.3	+38	73.1	081551
	17 x 7.5	5-114.3	+40	67.1	081554
	17 x 7.5	5-114.3	+40	73.1	081555
	18 x 8	5-114.3	+40	67.1	081558

CONCORDE**P. 77**

SATIN BLACK



16 x 7	5-100	+38	73.1	082529
16 x 7	5-105	+38	56.6	082530
16 x 7	5-112	+40	57.1	082531
16 x 7	5-114.3	+38	73.1	082532
17 x 7.5	5-100	+38	73.1	082533
17 x 7.5	5-105	+38	56.6	082534
17 x 7.5	5-108	+38	63.4	082535
17 x 7.5	5-112	+40	66.6	082536
17 x 7.5	5-114.3	+40	73.1	082537
18 x 8	5-108	+38	63.4	082539
18 x 8	5-112	+40	66.6	082540
18 x 8	5-114.3	+40	73.1	082541

CONTOUR**P. 78**

SILVER



15 x 6.5	5-114.3	+40	67.1	081389
16 x 7	5-114.3	+40	64.1	081392
16 x 7	5-114.3	+40	67.1	081393
16 x 7	5-114.3	+40	73.1	081394
17 x 7.5	5-108	+40	63.4	081395
17 x 7.5	5-110	+38	65.1	081525
17 x 7.5	5-114.3	+40	64.1	081396
17 x 7.5	5-114.3	+40	67.1	081397
17 x 7.5	5-114.3	+40	73.1	081398
17 x 7.5	5-120	+35	72.6	081527
18 x 8	5-108	+42	73.1	081460
18 x 8	5-114.3	+42	73.1	081461
18 x 8	5-120	+35	74.1	081462



MATTE BLACK



15 x 6.5	5-114.3	+40	73.1	081399
16 x 7	5-108	+40	63.4	081521
16 x 7	5-114.3	+40	73.1	081400
16 x 7	5-114.3	+40	67.1	081522
17 x 7.5	5-108	+40	63.4	081523
17 x 7.5	5-110	+38	65.1	081526
17 x 7.5	5-114.3	+40	73.1	081401
17 x 7.5	5-114.3	+40	67.1	081524
17 x 7.5	5-120	+35	72.6	081528
18 x 8	5-110	+40	65.1	081530
18 x 8	5-114.3	+42	73.1	081464
18 x 8	5-120	+35	74.1	081465

COURIER**P. 91**

GLOSS BLACK



16 x 7	6-130	+30	84.1	082740
--------	-------	-----	------	---------------

ENVY

P. 72



MATTE GUNMETAL



16 x 6.5	5-100	+38	73.1	082772
16 x 6.5	5-112	+38	66.6	082780
16 x 6.5	5-114.3	+38	73.1	082785
17 x 7.5	5-100	+38	73.1	082773
17 x 7.5	5-112	+38	66.6	082781
17 x 7.5	5-114.3	+38	73.1	082786
18 x 8	5-105	+38	56.6	082776
18 x 8	5-108	+38	63.4	082778
18 x 8	5-112	+38	66.6	082782
18 x 8	5-114.3	+38	73.1	082787
18 x 8	5-120	+38	74.1	082791
19 x 8.5	5-108	+38	63.4	082779
19 x 8.5	5-114.3	+38	73.1	082788
20 x 8.5	5-114.3	+38	73.1	082789



GLOSS BLACK



16 x 6.5	5-100	+38	73.1	082747
16 x 6.5	5-105	+38	56.6	082749
16 x 6.5	5-112	+38	66.6	082755
16 x 6.5	5-114.3	+38	73.1	082760
17 x 7.5	5-100	+38	73.1	082748
17 x 7.5	5-105	+38	56.6	082750
17 x 7.5	5-108	+38	63.4	082752
17 x 7.5	5-112	+38	66.6	082756
17 x 7.5	5-114.3	+38	73.1	082761
17 x 7.5	5-115	+38	70.3	082770
18 x 8	5-108	+38	63.4	082753
18 x 8	5-112	+38	66.6	082757
18 x 8	5-114.3	+38	73.1	082762
18 x 8	5-115	+38	70.3	082771
18 x 8	5-120	+38	74.1	082766
19 x 8.5	5-108	+38	63.4	082754
19 x 8.5	5-112	+38	66.6	082758
19 x 8.5	5-114.3	+38	73.1	082763
19 x 8.5	5-120	+38	74.1	082767
20 x 8.5	5-112	+38	66.6	082759
20 x 8.5	5-114.3	+38	73.1	082764
20 x 8.5	5-120	+38	74.1	082768

FROST








P. 76





SILVER





16 x 6.5	5-105	+35	56.6	082190
16 x 6.5	5-114.3	+42	64.1	082192
16 x 6.5	5-114.3	+42	67.1	082193
17 x 7	5-114.3	+38	60.1	082201
17 x 7	5-114.3	+42	67.1	082204
18 x 8	5-108	+42	63.4	082205
18 x 8	5-114.3	+38	60.1	082209


AVAILABLE FINISHES	SIZE	BOLT PATTERN	OFFSET	CENTER BORE & PILOT	PRODUCT #
					SATIN BLACK
	16 x 6.5	5-100	+35	54.1	082907
	16 x 6.5	5-114.3	+42	67.1	082586
	17 x 7	5-100	+40	56.1	082587
	17 x 7	5-114.3	+42	64.1	082590
	17 x 7	5-114.3	+42	67.1	082592
	17 x 7	5-115	+40	70.3	082690
	18 x 8	5-108	+42	63.4	082593
	18 x 8	5-114.3	+42	67.1	082596
	18 x 8	5-120	+38	64.1	082597
GLACIER					P. 76
					SATIN BLACK
	17 x 8	5-127	+35	71.5	082176
	17 x 8	5-139.7	+15	78.1	082177
	17 x 8	6-135	+30	87.1	082178
	17 x 8	6-139.7	+15	78.1	082179
	18 x 8	5-127	+35	71.5	082180
	18 x 8	5-139.7	+15	78.1	082181
	18 x 8	6-120	+35	67.1	082710
	18 x 8	6-135	+30	87.1	082182
	18 x 8	6-139.7	+15	78.1	082183
	20 x 8.5	5-139.7	+15	78.1	082185
	20 x 8.5	6-120	+35	67.1	082711
	20 x 8.5	6-135	+30	87.1	082186
	20 x 8.5	6-139.7	+15	78.1	082187
IX002					P. 79
					SILVER
	15 x 6.5	4-100	+40	73.1	081158
	16 x 7	5-114.3	+42	73.1	081169
MINI BAJA					P. 75
					SATIN BLACK
	17 x 8.5	5-108	+38	63.4	083006
	17 x 8.5	5-114.3	+35	73.1	082821
MULTI					P. 78
					SATIN BLACK
	16 x 7	5-114.3	+40	73.1	082663
	17 x 7	5-114.3	+42	73.1	082683
NETWORK					P. 76-77
					SATIN BLACK
	18 x 8	5-114.3	+35	73.1	082469
	20 x 8.5	5-114.3	+38	73.1	082473
POLAR					P. 71
					GLOSS BLACK
	17 x 7.5	5-114.3	+40	73.1	083049
	18 x 8	5-114.3	+40	73.1	083050


SCALENE					P. 77
					GUNMETAL
	17 x 7.5	5-105	+38	56.6	082021
	18 x 8	5-105	+38	56.6	082027



SCEPTER					P. 74
					GLOSS BLACK
	17 x 7.5	5-114.3	+40	73.1	083045
	18 x 8	5-114.3	+40	73.1	083046

SL01					P. 77
					GLOSS BLACK
	16 x 7	5-114.3	+40	73.1	082881
	17 x 7.5	5-114.3	+40	73.1	082882
	18 x 8	5-114.3	+42	73.1	082883

SLICK					P. 75
					GLOSS BLACK
	16 x 7	5-114.3	+40	73.1	082919
	17 x 7.5	5-114.3	+42	73.1	082841
	18 x 8.5	5-114.3	+38	73.1	082842
	19 x 8.5	5-114.3	+42	73.1	082843
	20 x 9	5-114.3	+38	73.1	082844
	22 x 9	5-114.3	+35	73.1	083017

SOLSTICE					P. 75
					GLOSS BLACK
	17 x 7	5-114.3	+35	66.1	163709
	17 x 7	5-114.3	+38	60.1	163703
	17 x 7	5-114.3	+42	64.1	163705
	17 x 7	5-114.3	+42	67.1	163707
	18 x 7.5	5-114.3	+35	66.1	163710
	18 x 7.5	5-114.3	+38	60.1	163704
	18 x 7.5	5-114.3	+42	64.1	163706
	18 x 7.5	5-114.3	+42	67.1	163708

TORRENT					P. 78
					SILVER
	17 x 7.5	6-132/139.7	+35	78.1	081039
	17 x 7.5	6-135/139.7	+35	87.1	081040
	18 x 8	6-132/139.7	+35	78.1	081061

TRANSIT					P. 90
					SILVER
	16 x 6.5	5-130	+60	78.1	507428
					GLOSS BLACK
	16 x 6.5	5-130	+60	78.1	507429
	16 x 6.5	5-160	+60	65.1	507434

V20**P.75**

GLOSS BLACK



16 x 7	5-114.3	+40	73.1	082937
17 x 7.5	5-114.3	+42	73.1	082938
18 x 8	5-114.3	+42	73.1	082939
18 x 8	5-114.3	+40	73.1	083052
20 x 8.5	5-114.3	+38	73.1	083053

VALKYRIE**P.70**

GLOSS BLACK



17 x 7.5	5-114.3	+40	73.1	083038
18 x 8	5-112	+38	66.6	083041
18 x 8	5-114.3	+40	73.1	083039
20 x 8.5	5-114.3	+38	73.1	083037

VERTEX**P.73**

SATIN BLACK



16 x 7	5-100	+35	54.1	082298
16 x 7	5-105	+38	56.6	082299
16 x 7	5-112	+40	57.1	082300
16 x 7	5-114.3	+40	73.1	082053
17 x 7.5	5-105	+38	56.6	082302
17 x 7.5	5-108	+38	63.4	082303
17 x 7.5	5-110	+32	65.1	082054
17 x 7.5	5-112	+40	66.6	082304
17 x 7.5	5-114.3	+40	73.1	082055
17 x 7.5	5-120	+35	72.6	082305
18 x 8	5-108	+38	63.4	082306
18 x 8	5-112	+40	66.6	082307
18 x 8	5-114.3	+40	73.1	082056
18 x 8	5-120	+35	72.6	082057
20 x 8.5	5-114.3	+38	73.1	082058

TRUCKS**RTX OFF-ROAD****ADVENTURE*****P.91**

BEAST

P. 87



GLOSS BLACK



20 x 9.5	6-135	+10	87.1	082977
20 x 9.5	6-139.1	+10	106.1	082976

CANYON

P. 88



SATIN BLACK



18 x 9	6-139.7	+10	106.1	081874
20 x 9	5-139.7	+10	78.1	081875
20 x 9	6-135	+10	87.1	081876

CLAW

P. 84



GLOSS BLACK



18 x 9	5-127	-12	71.5	163747
18 x 9	5-139.7	-12	78.1	163748
18 x 9	6-135	-12	87.1	163749
18 x 9	6-139.7	-12	106.1	163750
18 x 9	8-165.1	-12	125.1	163751
18 x 9	8-170	-12	125.1	163752
18 x 9	8-180	-12	125.1	163753
20 x 9	5-127	0	71.5	163754
20 x 9	6-139.7	0	78.1	163755
20 x 9	6-135	0	87.1	163756
20 x 9	6-139.7	0	106.1	163757
20 x 9	8-165.1	0	125.1	163758
20 x 9	8-170	0	125.1	163759
20 x 9	8-180	0	125.1	163760
20 x 10	5-127	-18	71.5	163761
20 x 10	5-139.7	-18	78.1	163762
20 x 10	6-135	-18	87.1	163763
20 x 10	6-139.7	-18	106.1	163764
20 x 10	8-165.1	-18	125.1	163765
20 x 10	8-170	-18	125.1	163766
20 x 10	8-180	-18	125.1	163767

CRAWLER

P. 87



MATTE BLACK



17 x 8	6-139.7	+20	108	081350
17 x 8	8-165.1	+20	130	081352

DUNE

P. 88



MATTE BLACK



20 x 9	6-135/139.7	+25	87.1	081310
--------	-------------	-----	------	---------------

GOLIATH **P. 83**



SATIN BLACK MILLED RIVETS

	17 x 9	5-127	-15	71.5	083109
	17 x 9	6-139.7	0	106.1	083110
	18 x 9	6-139.7	0	106.1	083111
	18 x 9	6-135	0	87.1	083112
	18 x 9	5-127	-15	71.5	083113
	20 x 9	6-139.7	0	106.1	083114
	20 x 9	6-135	0	87.1	083115

MESA **P. 88-89**



SATIN BLACK

	15 x 6	5-114.3	0	81	081928
	17 x 9	5-139.7	0	78.1	081701
	17 x 9	6-139.7	+10	106.1	081703
	18 x 9	5-127	+15	71.5	081704

OUTLAW **P. 87**



SATIN BLACK

	17 x 8	5-139.7	0	78.1	082380
	17 x 8	6-120	+15	67.1	082381
	17 x 8	6-135	+10	87.1	082382
	17 x 8	6-139.7	+5	106.1	082383
	18 x 9	6-135	+10	87.1	082385
	18 x 9	6-139.7	+10	106.1	082386

OZARK **P. 86**



SATIN BLACK

	17 x 9	6-114.3	0	66.1	163768
	17 x 9	6-139.7	0	106.1	163711
	18 x 9	6-139.7	0	106.1	163712
	18 x 9	6-135	0	87.1	163713

PATTON **P. 84**



GLOSS BLACK

	18 x 9	6-135	+10	87.1	082963
	18 x 9	6-139.7	+10	106.1	082964
	18 x 9	8-170	+18	125	082847
	18 x 9	8-180	+18	125	082848
	20 x 9	6-135	+10	87.1	082965
	20 x 9	6-139.7	+10	106.1	082966
	20 x 9	8-170	+18	125	082851
	20 x 9	8-180	+18	125	082852

SLATE **P. 84**



SATIN BLACK

	17 x 8	5-127	+20	71.5	081319
	17 x 8	6-120	+12	67.1	081811
	17 x 8	6-135	+25	87.1	081812
	17 x 8	6-139.7	+25	106.1	081813
	18 x 9	6-135	+20	87.1	081814
	20 x 9	6-135	+20	87.1	081322
	20 x 9	6-139.7	+20	106.1	081323

THUNDER

P. 88



MATTE BLACK



17 x 8	8-165.1	+10	125	081191
17 x 8	8-180	+10	125	081301
18 x 9	8-165.1	+15	125	081302
18 x 9	8-180	+15	125	081194

TITAN

P. 82



SATIN BLACK



18 x 9	5-127	-15	71.5	163790
18 x 9	6-135	0	87.1	163791
18 x 9	6-139.7	0	106.1	163792
20 x 9	6-135	0	87.1	163796
20 x 9	6-139.7	0	106.1	163797

TRENCH

P. 83



SAND BRONZE



17 x 9	5-127	-15	71.5	083145
--------	-------	-----	------	---------------

WOLF

P. 84



SATIN BLACK




18 x 9	6-135	+10	87.1	082823
18 x 9	6-139.7	+10	106.1	082824
20 x 9	6-135	+10	87.1	082825
20 x 9	6-139.7	+10	106.1	082826



AVAILABLE FINISHES	SIZE	BOLT PATTERN	OFFSET	CENTER BORE & PILOT	PRODUCT #	
	3140 lbs max	16 x 7	5-139.7	+0	108.7	CD707755
	3140 lbs max	16 x 7	6-139.7	+0	108.7	CD707760
	3140 lbs max	16 x 7	8-165.1	+0	130.8	CD707780
	1045 lbs max	12 x 4	4-4	+0	2.56	RT3718
	1045 lbs max	12 x 4	5-4.5	+0	2.95	RT3720
	1660 lbs max	13 x 4.5	4-4	+0	2.95	RT3721
	1660 lbs max	13 x 4.5	5-4.5	+0	3.19	RT3722
	1870 lbs max	14 x 6	5-4.5	+0	3.19	RT3724
	2150 lbs max	15 x 6	5-4.5	+0	3.19	RT3726
	2600 lbs max	15 x 6	6-5.5	+0	4.28	RT3728
	3140 lbs max	16 x 6	6-5.5	+0	4.28	RT3729


CRAWLER (SERIES 42) P. 93

BLACK

	15 x 8	5-114.3	-19	83.8	CD425812
	15 x 8	6-139.7	-19	108.7	CD425860
	15 x 10	5-114.3	-38	83.8	CD425012
	16 x 8	5-114.3	-19	83.8	CD427812
	16 x 8	5-127	-19	83.8	CD427850
	16 x 8	6-139.7	-19	108.7	CD427860
	16 x 8	8-165.1	-19	130	CD427880
	17 x 8	5-127	-12	83.8	CD428850
	17 x 8	6-139.7	-12	108.7	CD428860
	17 x 8	8-165.1	-12	130	CD428880
	17 x 9	5-127	+0	83.8	CD428950
	17 x 9	8-165.1	+0	130	CD428980
	17 x 9	8-180	+0	130	CD428988


RALLY (SERIES 55) P. 93

SILVER

	15 x 8	5-114.3/120.7	-6	81	CD555810
	15 x 8	5-127/139.7	-6	94.2	CD555815
	16 x 7	5-114.3/120.7	+0	81	CD557710

SMOOTHIE (SERIES 52) P. 92

BLACK

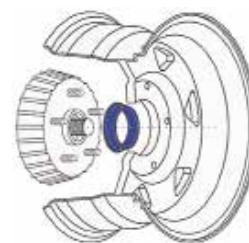
	16 x 7	5-114.3/120.7	+0	81	CD597710
---	--------	---------------	----	----	-----------------

DAYTONA (SERIES 84) P. 93

BLACK

	14 x 6	5-114.3	+0	83.8	CD844612
	15 x 6	5-114.3	-3	83.8	CD845612
	15 x 7	5-114.3	-6	83.8	CD845712
	15 x 7	5-114.3	+6	83.8	CD845712P
	15 x 7	5-120.7	-6	83.8	CD845734
	15 x 7	5-120.7	+13	83.8	CD845734P
	15 x 7	5-127	-6	83.8	CD845750
	15 x 7	5-139.7	-6	108.7	CD845755
	15 x 7	6-139.7	-6	108.7	CD845760
	15 x 8	5-114.3	-19	83.8	CD845812
	15 x 8	5-139.7	-19	108.7	CD845855

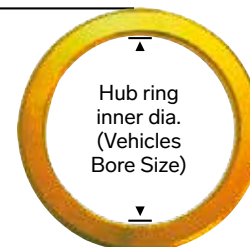
AVAILABLE FINISHES	SIZE	BOLT PATTERN	OFFSET	CENTER BORE & PILOT	PRODUCT #
	15 x 8	6-139.7	-19	108.7	CD845860
	15 x 10	5-114.3	-38	83.8	CD845012
	15 x 10	6-139.7	-38	108.7	CD845060
	16 x 7	5-114.3	-38	83.8	CD847712
	16 x 7	5-127	+0	83.8	CD847750
	16 x 7	5-135	+0	88.4	CD847735
	16 x 7	5-139.7	+0	108.7	CD847755
	16 x 7	6-114.3	+15	130	CD847764
	16 x 7	6-139.7	+0	130	CD847760
	16 x 7	8-165.1	+0	83.8	CD847780
	16 x 8	5-114.3	-6	83.8	CD847812
	16 x 8	5-127	-6	108.7	CD847850
	16 x 8	5-127	+13	108.7	CD847850P
	16 x 8	6-139.7	-6	130	CD847860
	16 x 8	8-165.1	-6	108.7	CD847880
	16 x 10	5-114.3	-38	108.7	CD847012
	16 x 10	6-139.7	-38	83.8	CD847060
	16 x 10	8-165.1	-38	83.8	CD847080
	17 x 8	5-114.3	+0	83.8	CD848812
	17 x 8	5-127	+0	108.7	CD848850
	17 x 8	5-135	+0	108.7	CD848835
	17 x 8	5-139.7	+0	108.7	CD848855
	17 x 8	6-135	+0	130	CD848865
	17 x 8	6-139.7	+0	130	CD848860
	17 x 8	8-165.1	+0	108.7	CD848880
	17 x 8	8-170	+0	108.7	CD848887
	17 x 9	5-127	+0	83.8	CD848950
	17 x 9	5-139.7	+0	130	CD848955
	17 x 9	6-139.7	+0	108.7	CD848960
	17 x 9	8-165.1	+0	108.7	CD848980
	17 x 10	6-139.7	-32	108.7	CD848060
	17 x 10	8-165.1	-32	130	CD848080

ALLOY CENTERING RINGS - SET OF 4


Wheel Hub Centric Rings are designed to fill in the gap between the hub of the car and the center bore of the wheel. Most wheel manufacturers design their wheels with a centerbore large enough to fit on most cars. Therefore, most wheel fitments have a gap between the hub and the centerbore. This gap usually doesn't allow for the wheel to fit hubcentric but rather lugcentric which causes vibration. Therefore, to fill the gap and ensure the fitment is hubcentric, hub rings are used.

Hub ring
outer dia.
(Wheel's
Bore Size)

Hub ring
inner dia.
(Vehicles
Bore Size)



Bore	WHEEL CENTER BORE					
mm	66.06 mm	66.6 mm	67.1 mm	72.6 mm	73.1 mm	74.1 mm
54.06	CD66-5406S	--	CD67-5406	--	CD73-5406S	--
56.15	CD66-5615S	--	--	CD72-5615S	CD73-5615S	CD74-5615S
56.60	--	--	--	--	CD73-5660S	--
57.10	CD66-5710S	CD66-5710MV	CD67-5710	CD72-5710S	CD73-5710S	CD74-5710
58.10	--	--	--	CD72-5810S	CD73-5810S	--
59.10	--	--	--	--	CD73-5910S	--
59.61	--	--	--	--	--	--
60.06	CD66-6006	--	--	CD72-6006S	CD73-6006S	CD74-6006S
63.36	--	--	CD67-6336	CD72-6336S	CD73-6336S	CD74-6336S
63.90	--	--	--	--	CD73-6390	--
64.15	--	--	CD67-6415	CD72-6415S	CD73-6415S	CD74-6415S
65.07	--	--	--	CD72-6507	CD73-6507S	--
66.07	--	--	--	CD72-6606S	CD73-6606S	CD74-6606
66.56	--	--	--	--	CD73-6656S	CD74-6656S
66.90	--	--	--	CD72-6690	CD73-6690S	CD74-6690
67.10	--	--	--	CD72-6710S	CD73-6710S	CD74-6710S
69.50	--	--	--	--	CD73-6950	--
70.10	--	--	--	--	CD73-7010	--
70.30	--	--	--	CD72-7030	CD73-7030S	CD74-7030
70.50	--	--	--	CD72-7050	CD73-7050S	CD74-7050S
71.50	--	--	--	--	CD73-7150S	CD74-7150
72.56	--	--	--	--	--	CD74-7256

Bore	WHEEL CENTER BORE					
mm	75.0 mm	76.0 mm	78.1 mm	82.0 mm	83.0 mm	87.0 mm
57.10	CD75-5710	--	--	--	--	--
64.15	--	--	--	CD82-6415	--	--
66.56	--	CD76-6656	--	--	--	--
67.10	--	--	--	CD82-6710	--	--
70.50	--	--	--	CD82-7050	--	--
71.50	--	--	CD78-7150	CD82-7150	CD83-7150	CD87-7150
72.56	--	CD76-7256	--	--	--	--
77.80	--	--	--	--	--	CD87-7780
78.03	--	--	--	--	--	CD87-7803

Bore	WHEEL CENTER BORE					
mm	106.1 mm	108.0 mm	110.0 mm	125.0 mm	130.0 mm	130.8 mm
71.50	--	CD108-7150	--	--	--	--
77.80	CD106-7780	CD108-7780	CD110-7780	--	--	--
78.03	CD106-7803	CD108-7803	CD110-7803	--	--	--
87.00	CD106-8700	CD108-8700	--	--	--	--
93.10	CD106-9310	CD108-9310	--	--	--	--
100.10	--	CD108-100	--	--	--	--
106.00	--	CD108-1060	--	--	--	--
117.00	--	--	--	CD125-117	CD130S-117	CD130-117
121.00	--	--	--	CD125-121	--	CD130-121
124.10	--	--	--	--	--	CD130-124GM
124.90	--	--	--	--	CD130S-124	CD130-124

CODES IN RED INDICATE A LIMITED QUANTITY DISCONTINUED ITEM



PLASTIC CENTERING RINGS - SET OF 4



FOR CARS

Bore	WHEEL CENTER BORE					
	65.1 mm	66.6 mm	67.1 mm	72.6 mm	73.1 mm	74.1 mm
54.1	--	--	--	A72-5406	A73-5406	--
56.1	--	--	A67-5615	A72-5615	A73-5615	--
56.6	--	--	--	--	A73-5660	--
57.1	--	A66-5710	--	A72-5710	A73-5710	--
59.1	--	--	--	--	--	--
59.6	--	--	--	--	--	--
60.1	--	--	A67-6006	A72-6006	A73-6006	--
63.4	A65-6340	--	--	A72-6336	A73-6336	--
63.9	--	--	--	--	--	--
64.1	--	--	A67-6415	A72-6415	A73-6415	A74-6415
65.1	--	--	--	--	A73-6507	--
66.1	--	--	--	A72-6606	A73-6606	--
66.6	--	--	--	A72-6656	A73-6656	--
67.1	--	--	--	A72-6710	A73-6710	A74-6710
70.1	--	--	--	--	--	--
70.3	--	--	--	--	A73-7030	--
70.6	--	--	--	A72-7060	A73-7060	--
70.7	--	--	--	--	--	--
71.5	--	--	--	--	A73-7150	--
72.6	--	--	--	--	--	A74-7260

FOR TRUCKS

Bore	WHEEL CENTER BORE				
	78.1 mm	87.1 mm	100.6 mm	106.1 mm	108.0 mm
67.1	A78-6710	--	--	--	--
71.5	A78-7150	--	--	--	--
78.1	--	A87-7803	--	A106-7803	A108-7803
87.1	--	--	--	A106-8700	--
93.1	--	--	--	A106-9310	--
95.1	--	--	--	A106-9510	--
106.1	--	--	--	--	A108-1061



Wheels & Wheel Accessories

2-PIECE LUG NUT KITS - 19 MM HEX



1/2" DRIVE KEY
SPIKE5800K

20 NUTS, 20 CAPS AND 1 KEY		
	12M x 1.25 82 mm H	12M x 1.5 82 mm H
Chrome	SPIKE4806-5	--
Blue	--	SPIKE4807-5BL
Neo chrome	SPIKE4806-5NC	--

24 NUTS, 24 CAPS AND 1 KEY		
	12M x 1.25 82 mm H	12M x 1.5 82 mm H
Chrome	SPIKE4806-6	--
Neo chrome	SPIKE4806-6NC	--
Red	SPIKE4806-6R	SPIKE4807-6R

SOLD PER UNIT		
	12M x 1.25 82 mm H	12M x 1.5 82 mm H
Blue	SPIKE4806BL	SPIKE4807BL
Red	SPIKE4806R	--



1-PIECE WHEEL LUG NUTS • 19 MM HEX



SOLD PER UNIT	
	14M x 2.0 • 112 mm H
Chrome	SPIKE5820



1/2" DRIVE KEY
SPIKE5800SK

BULLET STYLE INSTALLATION KITS BULLET BULGE CONE SEAT • 19 MM HEX



Length
46 mm



CHROME		
1/2"	20 Nuts	CD1934-5
1/2"	24 Nuts	CD1934-6
12M x 1.5	20 Nuts	CD1937-5
12M x 1.5	24 Nuts	CD1937-6

BLACK		
7/16"	20 Nuts	CD1932BK-5
7/16"	24 Nuts	CD1932BK-6
1/2"	20 Nuts	CD1934BK-5
12M x 1.5	20 Nuts	CD1937BK-5

CODES IN RED INDICATE A LIMITED QUANTITY DISCONTINUED ITEM

LUG NUT KITS WITH CENTERING RINGS

INCLUDES NUTS (20 OR 24), ADAPTOR AND 4 CENTERING RINGS



6-SPLINE DRIVE • 34 MM H



NUTS	RINGS	ADAPTOR	CHROME	BLACK
12M x 1.25 (20)	A73-5615	19 & 21 mm	KIT-234	KIT-234B
12M x 1.25 (20)	A73-6606	19 & 21 mm	KIT-229	KIT-229B
12M x 1.5 (20)	A67-6006	19 & 21 mm	KIT-322	KIT-322B
12M x 1.5 (20)	A67-6415	19 & 21 mm	KIT-255	KIT-255B
12M x 1.5 (20)	A73-5406	19 & 21 mm	KIT-233	KIT-233B
12M x 1.5 (20)	A73-5615	19 & 21 mm	KIT-237	--
12M x 1.5 (20)	A73-5660	19 & 21 mm	--	KIT-239B
12M x 1.5 (20)	A73-5710	19 & 21 mm	KIT-225	KIT-225B
12M x 1.5 (20)	A73-6006	19 & 21 mm	KIT-230	KIT-230B
12M x 1.5 (20)	A73-6336	19 & 21 mm	KIT-240	--
12M x 1.5 (20)	A73-6415	19 & 21 mm	KIT-222	KIT-222B
12M x 1.5 (20)	A73-6710	17 & 19 mm	KIT-333	KIT-333B
12M x 1.5 (20)	A73-6710	19 & 21 mm	KIT-226	KIT-226B
12M x 1.5 (20)	A73-7030	19 & 21 mm	KIT-224	KIT-224B
12M x 1.5 (20)	A73-7150	19 & 21 mm	KIT-227	KIT-227B
12M x 1.5 (24)	A106-9310	19 & 21 mm	KIT-340	--
1/2" (20)	A73-6336	19 & 21 mm	KIT-228	KIT-228B
1/2" (20)	A73-7060	19 & 21 mm	KIT-232	KIT-232B
1/2" (20)	A73-7150	19 & 21 mm	KIT-231	--
14M x 1.5 (20)	A72-6415	19 & 21 mm	KIT-283	KIT-283B
14M x 1.5 (20)	A72-6710	21 & 22 mm	KIT-323	KIT-323B
14M x 1.5 (20)	A73-6336	21 & 22 mm	KIT-246	--
14M x 1.5 (20)	A73-6415	19 & 21 mm	KIT-330	KIT-330B
14M x 1.5 (20)	A73-6710	21 & 22 mm	KIT-238	--
14M x 1.5 (20)	A73-7060	21 & 22 mm	KIT-321	KIT-321B
14M x 1.5 (20)	A74-6415	19 & 21 mm	KIT-177	KIT-177B
14M x 1.5 (20)	A74-6710	21 & 22 mm	KIT-285	KIT-285B
14M x 1.5 (24)	A106-9510	21 & 22 mm	KIT-340	--



6-SPLINE DRIVE DUPLEX CONE SEAT • 51 mm H

NUTS	RINGS	ADAPTOR	CHROME
14M x 1.5 (24)	A106-9510	21 & 22 mm	KIT-340

ALSO AVAILABLE IN BLACK

NUTS	RINGS	ADAPTOR	CHROME
14M x 1.5 (24)	A106-9510	21 & 22 mm	KIT-346B

6-SPLINE DRIVE OPEN • 21 MM H



NUTS	RINGS	ADAPTOR	CHROME
1/2" (20)	A73-7150	19 & 21 mm	KIT-349
12M x 1.25 (20)	A73-6606	19 & 21 mm	KIT-164
12M x 1.5 (20)	A73-6006	19 & 21 mm	KIT-154
12M x 1.5 (20)	A73-6415	19 & 21 mm	KIT-163
12M x 1.5 (20)	A73-7150	19 & 21 mm	KIT-173
12M x 1.5 (24)	A106-9310	19 & 21 mm	KIT-332

6-SPLINE DRIVE OPEN • 25 MM H



NUTS	RINGS	ADAPTOR	CHROME
6-SPLINE			
14M x 1.5 (24)	A78-6710	21 & 22 mm	KIT-278
14M x 1.5 (20)	A87-7803	21 & 22 mm	KIT-219
14M x 1.5 (24)	A87-7803	21 & 22 mm	KIT-217
14M x 1.5 (24)	A106-7803	21 & 22 mm	KIT-102
7-SPLINE			
12M x 1.5 (20)	A73-7150	21 & 22 mm	KIT-348

CODES IN RED INDICATE A LIMITED QUANTITY DISCONTINUED ITEM

LUG BOLT KITS WITH CENTERING RINGS

INCLUDES 20 BOLTS, ADAPTOR AND 4 CENTERING RINGS

6-SPLINE DRIVE BOLT • THREAD: 27 MM



NUTS	RINGS	ADAPTOR	CHROME	BLACK
12M x 1.25 (20)	A73-6507	17 & 19 mm	--	KIT-160B
14M x 1.25 (20)	A74-7260	17 & 19 mm	KIT-186	--
14M x 1.5 (20)	A66-5710	17 & 19 mm	KIT-236	KIT-236B
14M x 1.5 (20)	A67-6006	17 & 19 mm	KIT-342	--
14M x 1.5 (20)	A73-5710	17 & 19 mm	KIT-153	KIT-153B
14M x 1.5 (20)	A73-6006	17 & 19 mm	KIT-341	--
14M x 1.5 (20)	A73-6636	17 & 19 mm	KIT-241	--



WHEEL LUG NUTS

6-SPLINE DRIVE CONE SEAT • 34 MM H • Use with TA019 (19 & 21 mm) adaptor



Unit	WITH ADAPTOR	
	Kit of 20	Kit of 24
1/2"	TN0202	--
12M x 1.25	TN0206	KIT0206-5²
12M x 1.5	TN0207	KIT0207-5²
14M x 1.5	TN0208¹	KIT-284³ / KIT0208-5⁴

¹ Use with TA021 (21 & 22 mm) adaptor

² TA019 (19 & 21 mm) adaptor included

³ CD3800L (21 & 22 mm) adaptor included

⁴ TA021 (21 & 22 mm) adaptor included



Unit	WITH ADAPTOR	
	Kit of 20	Kit of 24
1/2"	TN0202B	KIT0202B-5²
12M x 1.25	--	KIT0206B-5²
12M x 1.5	TN0207B	KIT0207B-5²
14M x 1.5	TN0208B¹	KIT0208B-5⁴

¹ Use with TA021 (21 & 22 mm) adaptor

² TA019 (19 & 21 mm) adaptor included

⁴ TA021 (21 & 22 mm) adaptor included

6-Spline Drive Cone Seat • 35 mm H • Use with CD3800 (19 & 21 mm) adaptor



Unit	WITH ADAPTOR	
	Kit of 20	Kit of 24
7/16"	--	CD3802-5
1/2"	CD3804	CD3804-5
12M x 1.25	CD3806	CD3806-5
12M x 1.5	CD3807	CD3807-5



Unit	WITH ADAPTOR	
	Kit of 20	Kit of 24
7/16"	CD3802BK	CD3802BK-5
1/2"	CD3804BK	CD3804BK-5
12M x 1.25	CD3806BK	CD3806BK-5
12M x 1.5	--	CD3807BK-5

Corrosion Resistant!



Unit	WITH ADAPTOR	
	Kit of 20	Kit of 24
1/2"	CD3804D	CD3804D-5
12M x 1.25	CD3806D	CD3806D-5
12M x 1.5	--	CD3807D-5

CODES IN RED INDICATE A LIMITED QUANTITY DISCONTINUED ITEM

WHEEL LUG NUTS

6-Spline Drive Cone Seat • 35 mm H • Use with CD3800 (19 & 21 mm) adaptor



CECO
Wheels & Wheel Accessories
GUNMETAL



	Unit	Kit of 20 WITH ADAPTOR
12M x 1.25	CD3806GM	CD3806GM-5
12M x 1.5	--	CD3807GM-5



CECO
Wheels & Wheel Accessories
RED



	Unit	Kit of 20 WITH ADAPTOR
12M x 1.25	CD3806RD	CD3806RD-5
12M x 1.5	CD3807RD	CD3807RD-5



CECO
Wheels & Wheel Accessories
PURPLE



	Kit of 20 WITH ADAPTOR
12M x 1.25	CD3806PR-5
12M x 1.5	CD3807PR-5



CECO
Wheels & Wheel Accessories
NEO CHROME



	Unit	Kit of 20 WITH ADAPTOR
12M x 1.25	--	CD3806NC-5
12M x 1.5	CD3807NC	CD3807NC-5



CECO
Wheels & Wheel Accessories
BLUE



	Kit of 20 WITH ADAPTOR
12M x 1.25	CD3806BL-5
12M x 1.5	CD3807BL-5



CECO
Wheels & Wheel Accessories
GOLD



	Kit of 20 WITH ADAPTOR
12M x 1.25	CD3806GD-5
12M x 1.5	CD3807GD-5

6-SPLINE DRIVE CONE SEAT • 44 MM H • Use with CD3800 (19 & 21 mm) adaptor



CECO
Wheels & Wheel Accessories
CHROME



	Unit	Kit of 20 WITH ADAPTOR
1/2"	CD3804M	CD3804M-5



CECO
Wheels & Wheel Accessories
BLACK



	Unit
1/2"	CD3804MBK

8-SPLINE DRIVE CONE SEAT
31.5 mm H

Use with MG65100 (21 mm)

McGard

CHROME



	Unit
12M x 1.5	MG65002

TUNER CONE SEAT

33 mm H • 20 mm dia.
Use with SW0459 (19 mm & 21 mm)

RTX

CHROME



	Unit
12M x 1.5	SN0207

8-PT TUNER CONE SEAT

33 mm H • 20 mm dia.
Use with W9908 (19 mm & 21 mm)

WEST COAST
WHEEL ACCESSORIES

CHROME



	Unit
1/2"	W1012T
12M x 1.5	W1015T

WHEEL LUG NUTS

6-SPLINE DRIVE DUPLEX CONE SEAT • 51 mm H • Use with TA21 (21 & 22 mm) adaptor



RTX
CHROME



Unit	WITH ADAPTOR		
	Kit of 20	Kit of 24	Kit of 32
1/2" TN0302	KIT0302-5	--	--
9/16" TN0303	--	--	--
12M x 1.5 TN0306	--	--	--
14M x 1.5 TN0308	KIT0308-5	--	KIT0308-8
14M x 2.0 TN0309	--	KIT0309-6	--



RTX
BLACK



Unit	WITH ADAPTOR		
	Kit of 20	Kit of 24	Kit of 32
1/2" --	KIT0302B-5	--	--
9/16" TN0303B	KIT0303B-5	--	KIT0303B-8
14M x 1.5 --	KIT0308B-5	KIT0308B-6	KIT0308B-8
14M x 2.0 TN0309B	--	--	--

RTX
BLUE



Unit
14M x 1.5 **TN0308BL**

**8-SPLINE DRIVE
DUPLEX CONE SEAT
49.1 mm H •**

Use with **MG65200** (1" Hex)



McGard



CHROME

Unit
14M x 1.5 **MG65024**

7-SPLINE DRIVE DUPLEX CONE SEAT SHORT • 35 mm H • Use with CD3800L (21 & 22 mm) adaptor



CECO
CHROME



Unit	WITH ADAPTOR	
	Kit of 20	Kit of 24
14M x 1.5 CD3809S	CD3809S-5	CD3809S-6



CECO
BLACK



Unit	WITH ADAPTOR	
	Kit of 20	Kit of 24
14M x 1.5 CD3809SBK-5	CD3809SBK-5	CD3809SBK-6



CECO
DACROMET



Unit	WITH ADAPTOR	
	Kit of 20	Kit of 24
14M x 1.5 CD3809SD	CD3809SD-5	



CECO
GUNMETAL



Unit	WITH ADAPTOR	
	Kit of 20	Kit of 24
14M x 1.5 CD3809SGM	CD3809SGM-5	



CECO
Wheels & Wheel Accessories

BLUE

Kit of 20
WITH ADAPTOR
12M x 1.25 **CD3809SBL-5**



CECO
Wheels & Wheel Accessories

RED

Kit of 20
WITH ADAPTOR
12M x 1.25 **CD3809SRD-5**

CODES IN **RED** INDICATE A LIMITED QUANTITY DISCONTINUED ITEM

WHEEL LUG NUTS

7-SPLINE DRIVE DUPLEX CONE SEAT • 44 mm H • Use with CD3800L (21 & 22 mm) adaptor



CECO
Wheel & Wheel Accessories
CHROME



Kit of 24
WITH ADAPTOR
14M x 2.0 **CD3850M-6**

7-SPLINE DRIVE DUPLEX CONE SEAT • 48.2 mm H • Use with CD3800L (21 & 22 mm) adaptor



CECO
Wheel & Wheel Accessories
CHROME



Unit	WITH ADAPTOR		
	Kit of 20	Kit of 24	Kit of 32
1/2"	--	--	CD3804L-8
9/16"	CD3810L	CD3810L-5	CD3810L-8
12M x 1.5	--	CD3807L-6	--
12M x 1.75	CD3812L	CD3812L-5	--
14M x 1.5	CD3809L	CD3809L-5	CD3809L-8
14M x 2.0	CD3850L	CD3850L-5	CD3850L-8



CECO
Wheel & Wheel Accessories
BLACK



Unit	WITH ADAPTOR		
	Kit of 20	Kit of 24	Kit of 32
1/2"	--	--	CD3804LBK-8
9/16"	CD3810BK	CD3810BK-5	CD3810BK-8
12M x 1.5	--	CD3807BK-6	--
14M x 1.5	CD3809BK	CD3809BK-5	CD3809BK-8
14M x 2.0	CD3850BK	CD3850BK-5	CD3850BK-8



CECO
Wheel & Wheel Accessories
DACROMET



Corrosion Resistant!



Unit	WITH ADAPTOR		
	Kit of 20	Kit of 24	Kit of 32
9/16"	CD3810LD	CD3810LD-5	CD3810LD-8
14M x 1.5	--	CD3809LD-5	CD3809LD-8
14M x 2.0	CD3850LD	--	CD3850LD-6



CECO
Wheel & Wheel Accessories
RED



Unit	Kit of 24 WITH ADAPTOR
14M x 1.5	CD3809LRD CD3809LRD-6



CECO
Wheel & Wheel Accessories
BLUE



Unit	Kit of 24 WITH ADAPTOR
14M x 1.5	CD3809LBL CD3809LBL-6

CECO
Wheel & Wheel Accessories
GUNMETAL



Unit	Kit of 24 WITH ADAPTOR	Kit of 32 WITH ADAPTOR
14M x 1.5	CD3809LGM-6	CD3809LGM-8

WHEEL LUG NUTS

7-SPLINE DRIVE DUPLEX CONE SEAT

59 mm H
Use with **CD3800L**
(21 & 22 mm) adaptor



Unit	14M x 2.0	CD3850XL
------	-----------	-----------------

6-SPLINE DRIVE CONE SEAT OPEN • 21 mm H • Use with TA019 (19 mm & 21 mm)

CHROME

RTX



	Unit	WITH ADAPTOR Kit of 20	
12M x 1.25	TN0106	KIT0106-5	
12M x 1.5	TN0107	KIT0107-5	

6-SPLINE DRIVE CONE SEAT OPEN • 25 mm H

Use with **TA021** (21 mm & 22 mm)



RTX
CHROME



Unit	WITH ADAPTOR		
	Kit of 24	Kit of 32	
9/16"	TN0503	--	KIT0503-8
14M x 1.5	TN0508	KIT0508-6	KIT0508-8
14M x 2.0	TN0509	KIT0509-6	--

6-SPLINE DRIVE CONE SEAT OPEN • 21 mm H

Use with **CD3800** (19 mm & 21 mm)



CECO
CHROME



Unit	WITH ADAPTOR		
	Kit of 20	Kit of 24	
1/2"	CD3804-1	CD3804-50E	CD3804-60E
12M x 1.25	CD3806-1	CD3806-50E	CD3806-60E
12M x 1.5	CD3807-1	CD3807-50E	CD3807-60E

7-Spline Drive Duplex Cone Seat Short • 35 mm H

Use with **CD3800L** (21 mm & 22 mm)



CECO
CHROME



Unit	WITH ADAPTOR			
	Kit of 20	Kit of 24	Kit of 32	
9/16"	CD3810-1D	CD3810L-50E	--	CD3810L-80E
14M x 1.5	CD3809-1D	CD3809L-50E	CD3809L-60E	CD3809L-80E
14M x 2.0	CD3850-1D	CD3850L-50E	CD3850L-60E	CD3850L-80E

UNIVERSAL GEAR - TUNER ACORN • 35 mm H • 20 mm dia.

With **CD2800G** (19 & 21 mm)



CECO
CHROME



Kit of 20 WITH ADAPTOR	12M x 1.25	CD2806G-5
---------------------------	------------	------------------

SETS OF 4 TUNER ACORN LOCK NUTS



McGard



	H	HEX	CHROME	BLACK
1/2"	40.6 mm	21 mm	MG25240	
12 x 1.25	31.5 mm	21 mm	--	MG25354
12 x 1.5	31.5 mm	21 mm	MG25257	MG25357
14 x 1.5	41.9 mm	22 mm	MG25115	MG25116
14 x 1.5	49.1 mm	1"	MG25110	



19 & 21 mm HEX

WEST COAST
WHEEL ACCESSORIES
CHROME



SET	1/2"	W2012LSD
-----	------	-----------------

CODES IN RED INDICATE A LIMITED QUANTITY DISCONTINUED ITEM

WHEEL LUG NUTS

6-SPLINE DRIVE E/T BULGE • 39.8 mm H



Use with **TA019**
(19 & 21 mm)

Use with **TA021**
(21 & 22 mm)

Unit
12M x 1.5 W1015SE

Unit
14M x 1.5 W1014SE

6-SPLINE DRIVE E/T BULGE OPEN • 33.8 mm H



Use with **TA019**
(19 & 21 mm)

Use with **TA021**
(21 & 22 mm)

Unit
12M x 1.5 W1015SEO

Unit
14M x 1.5 W1014SEO

6-SPLINE DRIVE E/T BULGE • 44 mm H • Use with CD3800 (19 & 21 mm)



Unit	WITH ADAPTOR		
	Kit of 20	Kit of 24	
7/16"	CD3802ET	CD3802ET-5	--
1/2"	CD3804ET	--	--
12M x 1.25	CD3806ET	--	--
12M x 1.5	CD3807ET	CD3807ET-5	CD3807ET-6



Unit	WITH ADAPTOR		
	Kit of 20	Kit of 24	
7/16"	CD3802ETBK	CD3802ETBK-5	CD3802ETBK-6
1/2"	CD3804ETBK	CD3804ETBK-5	CD3804ETBK-6
12M x 1.25	CD3806ETBK	--	CD3806ETBK-6
12M x 1.5	CD3807ETBK	CD3807ETBK-5	CD3807ETBK-6

7-SPLINE DRIVE

E/T BULGE • 44 mm H

Use with **CD3800L** (21 & 22 mm)



Unit	Pack of 24
14M x 1.5 CD3809ET	CD3809ET-6

E/T BULGE • 36 mm H • 19 mm Hex



Unit	Pack of 20
7/16"	CD7802 CD7802-5
1/2"	CD7804 CD7804-5
12M x 1.25	CD7806
12M x 1.5	CD7807 CD7807-5




Unit	
7/16"	CD7802BK
1/2"	CD7804BK
12M x 1.25	CD7806BK
12M x 1.5	CD7807BK

E/T BULGE • 36 mm H • 21 mm Hex



Unit
14M x 1.5 CD7809

E/T CONE SEAT • 36 mm H • 21 mm Hex



Unit	Pack of 20
7/16"	CD7602 CD7602-5
1/2"	CD7604 CD7604-5
12M x 1.5	CD7606

E/T BULGE • 44 mm H • 19 mm Hex



Unit	
7/16"	CD7802L
1/2"	CD7804L
12M x 1.5	CD7807L



Unit
14M x 1.5 CD7809L

E/T BULGE • 44 mm H • 21 mm Hex



Unit	Pack of 24
14M x 1.5 CD7809LBK	CD7809LBK-6
14M x 2.0	CD7850LBK

WHEEL LUG NUTS
BULGE CONE SEAT



35 mm H • 19 mm HEX



Unit	
1/2"	N0802
12M x 1.5	N0807



35 mm H • 19 mm HEX



Unit	Pack of 20
1/2"	CD1904S
12M x 1.5	CD1907S-5
14M x 1.5	CD1909S CD1909S-5



35 mm H • 19 mm HEX



Unit	Pack of 20
7/16"	CD1702S-5
1/2"	CD1704S CD1704S-5
12M x 1.25	CD1706S CD1706S-5
12M x 1.5	CD1707S-5
12M x 1.75	CD1712S
14M x 1.5	CD1709S-5



35 mm H • 19 mm HEX



Unit	
1/2"	W1012H
12M x 1.5	W1015H
14M x 1.5	W1014H
14M x 2.0	W1042H

35 mm H • 19 mm HEX

Corrosion Resistant!

Unit	Pack of 20	Pack of 24
1/2"	CD1704SD	CD1704SD-5 CD1704SD-6
12M x 1.25	CD1706SD	CD1706SD-5
12M x 1.5	CD1707SD	CD1707SD-5 CD1707SD-6
14M x 1.5	CD1709SD	

35 mm H • 19 mm HEX

Unit	Pack of 20	
1/2"	CD1704SBK	CD1704SBK-5
12M x 1.25	CD1706SBK	CD1706SBK-5
12M x 1.5	CD1707SBK	CD1707SBK-5
14M x 1.5	CD1709SBK	CD1709SBK-5

35 mm H • 19 mm HEX

Unit	
12M x 1.5	W1015HB
14M x 1.5	W1014HB

36.8 mm H • 19 mm HEX

Unit	
12M x 1.5	MG69412

35 mm H • 21 mm HEX

Unit	
12M x 1.25	N0906
12M x 1.5	N0907
14M x 1.5	N0909

35 mm H • 21 mm HEX

Paquet de 20 Pack of 20	
1/2"	CD1704BK-5
12M x 1.25	CD1706BK-5
12M x 1.5	CD1707BK-5
14M x 1.5	CD1709BK-5

35 mm H • 21 mm HEX

Unit	Pack of 20	
7/16"	CD1702	CD1702-5
1/2"	CD1704	CD1704-5
12M x 1.25	CD1706	CD1706-5
12M x 1.5	CD1707	CD1707-5
14M x 1.5	CD1709	CD1709-5

35 mm H • 21 mm HEX

Corrosion Resistant!

Unit	Pack of 20	Pack of 24
1/2"	CD1704D	CD1704D-5
12M x 1.25	CD1706D	CD1706D-5 CD1706D-6
12M x 1.5	CD1707D	CD1707D-5 CD1707D-6

SET OF 4 LOCK NUTS
BULGE CONE SEAT



CHROME

	H	HEX	SET
7/16"	37.1 mm	19 mm	MG24132
1/2"	37.1 mm	19 & 21 mm	MG24130
12M x 1.25	32.5 mm	19 & 21 mm	MG24154
12M x 1.5	32.5 mm	19 & 21 mm	MG24157
12M x 1.5	37.1 mm	19 & 21 mm	MG24137

19 & 21 mm HEX

SET	
7/16"	CDW40200S
1/2"	CDW40400S
12M x 1.25	CDW40600S
12M x 1.5	CDW40700S
14M x 1.5	CDW40900S

CODES IN RED INDICATE A LIMITED QUANTITY DISCONTINUED ITEM

**SET OF 4 LOCK NUTS
BULGE CONE SEAT - 19 & 21 mm HEX**



RTX
CHROME



30 mm

SET	
1/2"	L0402
12M x 1.5	L0407
14M x 1.5	L0409



McGard
BLACK



37.1 mm

SET	
12M x 1.5	MG24026



CECO
BLACK



32 mm

SET	
1/2"	CDW40400SBK
12M x 1.25	CDW40600SBK
12M x 1.5	CDW40700SBK
14M x 1.5	CDW40900SBK

**SET OF 5 LOCK NUTS
BULGE CONE SEAT**



McGard
CHROME



	H	HEX	SET
1/2"	37.1 mm	19 & 21 mm	MG24538
12M x 1.5	37.1 mm	19 mm	MG24537

32 mm H • 19 & 21 mm HEX



CECO
CHROME



SET	
1/2"	CDW40400S5



McGard
BLACK



	H	HEX	SET
1/2"	37.1 mm	19 & 21 mm	MG24548
12M x 1.5	37.1 mm	19 mm	MG24526

32 mm H • 19 & 21 mm HEX



CECO
BLACK



SET	
1/2"	CDW40400SBK5

**WHEEL LUG NUTS
BULGE CONE SEAT LONG • 44 mm H**



19 mm HEX

Corrosion Resistant!

CECO
DACROMET



	Unit	Pack of 20	Pack of 24
1/2"	CD1904SLD	CD1904SLD-5	
14M x 1.5	CD1909SLD	CD1909SLD-5	CD1909SLD-6



19 mm HEX

CECO
CHROME



	Unit	Pack of (20, 24 or 32)
1/2"	CD1904SL	CD1904SL-5 (20)
9/16"	CD1910SL	CD1910SL-8 (32)
12M x 1.5	CD1907SL	CD1907SL-5 (20)
12M x 1.75	CD1912SL	
14M x 1.5	CD1909SL	CD1909SL-6 (24)
14M x 2.0	CD1950SL	CD1950SL-8 (32)

**WHEEL LUG NUTS
BULGE CONE SEAT LONG**



44 mm H • 21 mm HEX

Corrosion Resistant!



Unit	Pack of 20
1/2"	-- CD1904LD-5
14M x 1.5	CD1909LD CD1909LD-5



44 mm H • 21 mm HEX



Unit	Pack of (20 or 24)
1/2"	CD1904L
9/16"	CD1910L CD1910L-5 (20)
12M x 1.75	CD1912L
14M x 1.5	CD1909L
14M x 2.0	CD1950L CD1950L-6 (24)



48 mm H • 19 mm HEX



Unit	Pack of (24 or 32)
9/16"	CD1910XL-8 (32)
12M x 1.5	CD1907XL
14M x 1.5	CD1909XL-6 (24)
14M x 2.0	CD1950XL CD1950XL-8 (32)



48 mm H • 19 mm HEX



Unit	Pack of (24 or 32)
9/16"	CD1910XLBK-8 (32)
14M x 1.5	CD1909XLBK-6 (24)
14M x 2.0	CD1950XLBK-8 (32)



48 mm H • 19 mm HEX



Unit	Pack of (24 or 32)
14M x 1.5	CD1909XLBK
14M x 2.0	CD1950XLBK



48 mm H • 21 mm HEX



Unit	Pack of (20, 24 or 32)
1/2"	CD1904ML-5 (20)
1/2"	CD1904ML-6 (24)
9/16"	CD1910ML-5 (20)
9/16"	CD1910ML-6 (24)
9/16"	CD1910ML-8 (32)
14M x 1.5	CD1909ML-6 (24)
14M x 2.0	CD1950ML-6 (24)



48 mm H • 21 mm HEX



Unit	Pack of (20, 24 or 32)
14M x 1.5	W1314L
14M x 2.0	W1342L



48 mm H • 21 mm HEX



Unit	Pack of (20, 24 or 32)
1/2"	CD1904MLBK-5 (20)
1/2"	CD1904MLBK-6 (24)
9/16"	CD1910MLBK-5 (20)
9/16"	CD1910MLBK-6 (24)
9/16"	CD1910MLBK-8 (32)
14M x 1.5	CD1909MLBK-6 (24)
14M x 2.0	CD1950MLBK-6 (24)



60 mm H • 19 mm HEX



Unit	Pack of (20, 24 or 32)
14M x 1.5	CD1709SXL
14M x 2.0	CD1750SXL



60 mm H • 19 mm HEX



Unit	Pack of 24
14M x 1.5	CD1709DXL-6



60 mm H • 19 mm HEX



Unit	Pack of (20, 24 or 32)
14M x 1.5	W7814XL
14M x 2.0	W7842XL



**SET OF 4 LOCK NUTS
BULGE CONE SEAT**

McGard
CHROME

H	HEX	SET
1/2"	42.2 mm 19 & 21 mm	MG24198
9/16"	44.8 mm 22 mm	MG24234
14M x 1.5	41.6 mm 21 & 22 mm	MG24215
14M x 1.5	49.9 mm 21 & 22 mm	MG24210
14M x 2.0	57.2 mm 21 mm	MG24205

44 mm H • 19 & 21 mm HEX



CECO
Wheels & Wheel Accessories
CHROME



Unit	Pack of (20 or 24)
14M x 2.0	CDW40500SL

CODES IN RED INDICATE A LIMITED QUANTITY DISCONTINUED ITEM



59 mm H • 19 & 21 mm HEX

WEST COAST
WHEEL ACCESSORIES
CHROME



SET
14M x 2.0 **CDW40500SXL**

**SET OF 4 LOCK NUTS
BULGE CONE SEAT**



48.3 mm H • 21 & 22 mm HEX

WEST COAST
WHEEL ACCESSORIES
CHROME



SET
9/16" **W2096LMSD**
14M x 1.5 **W2014LMSD**
14M x 2.0 **W2042LMSD**



49.9 mm H • 21 & 22 mm HEX

McGard
BLACK



SET
14M x 1.5 **MG24220**

**SET OF 5 LOCK NUTS
BULGE CONE SEAT**



41.6 mm H • 21 & 22 mm HEX

McGard
CHROME



SET
14M x 1.5 **MG24515**



41.6 mm H • 21 & 22 mm HEX

McGard
BLACK



SET
14M x 1.5 **MG24516**



**WHEEL LUG NUTS
BULGE CONE SEAT OPEN**



21 mm H • 19 mm HEX

CECO
Wheels & Wheel Accessories
ZINC



Unit	WITH ADAPTOR	
	Kit of 20	Kit of 32
7/16"	CD1302-1S	CD1302-1S-5
1/2"	CD1304-1S	CD1304-1S-5
9/16"	CD1310-1S	CD1310-1S-5
12M x 1.25	CD1306-1S	CD1306-1S-5
12M x 1.5	CD1307-1S	CD1307-1S-5
14M x 1.5	CD1309-1S	CD1309-1S-5
14M x 2.0	CD1350-2S	CD1350-2S-8

25 mm H • 17 mm HEX



CECO
Wheels & Wheel Accessories
CHROME



Unit
14M x 1.5 **CD1539**

25 mm H • 19 mm HEX



RTX
CHROME



Unit
1/2" **N070219**

25 mm H • 21 mm HEX



CECO
Wheels & Wheel Accessories
ZINC



Unit	Kit of 20 WITH ADAPTOR	
	Unit	Kit of 20 WITH ADAPTOR
1/2"	CD1304-1	CD1304-1-5
9/16"	CD1310-1	CD1310-1-5
12M x 1.5		CD1307-1-5
14M x 1.5	CD1309-1	--
14M x 2.0	CD1350-2	--

25 mm H • 21 mm HEX



RTX
CHROME



Unit
12M x 1.5 **N0707**
14M x 1.5 **N0709**

25 mm H • 22 mm HEX



CECO
Wheels & Wheel Accessories
ZINC



Pack of 20
14M x 1.5 **CD1309-1D-5**

**SET OF 4 LOCK NUTS
BULGE CONE SEAT OPEN**



McGard
ZINC



	H		HEX	SET
	12M x 1.5	14M x 1.5		
19.7 mm	19 & 21 mm	MG24012		
22.7 mm	22 mm	MG24019		
22.7 mm	21 mm	MG24024		

20 mm H • 19 & 21 mm HEX



RTX
CHROME



SET
12M x 1.25 **L0506**
12M x 1.5 **L0507**

21.6 mm H • 19 & 21 mm HEX



WEST COAST
WHEEL ACCESSORIES
CHROME



SET
14M x 1.5 **W2014ALSD**

22 mm H • 19 & 21 mm HEX



CECO
Wheels & Wheel Accessories
CHROME



SET
1/2" **CDW50405**
12M x 1.5 **CDW50705**
14M x 1.5 **CDW50905**

**WHEEL LUG NUTS
CONE SEAT**

27 mm H • 21 mm HEX




CECO
Wheels & Wheel Accessories
CHROME

1 YEAR WARRANTY

	Unit	Pack of 20
12M x 1.5	CD1007S	

35 mm H • 21 mm HEX • 2-Pc




CECO
Wheels & Wheel Accessories
CHROME

1 YEAR WARRANTY

	Unit	Pack of 20
1/2"	CD1204	CD1204-5
1/2" L.H.	CD1205	--
14M x 1.5	CD1209	--

38 mm H • 21 mm HEX



McGard
CHROME

LIFETIME WARRANTY

	Unit	Pack of 4
1/2"	--	MG64000
7/16"	--	MG64001
12M x 1.5	MG69402	MG64002

38 mm H • 21 mm HEX




McGard
BLACK

1 YEAR WARRANTY

	Unit	Pack of 4
1/2"	--	MG64030
12M x 1.5	MG69431	MG64031

38 mm H • 21 mm HEX



CECO
Wheels & Wheel Accessories
CHROME

1 YEAR WARRANTY

	Unit	Pack of 20
7/16"	CD1002	CD1002-5
1/2"	CD1004	CD1004-5
12M x 1.25	--	CD1006-5
12M x 1.5	CD1007	CD1007-5
14M x 1.5	CD1009	CD1009-5

44.5 mm H • 22 mm HEX




McGard
CHROME

LIFETIME WARRANTY

	Unit	Pack of 4
9/16"	MG69418	

45 mm H • 21 mm HEX




CECO
Wheels & Wheel Accessories
CHROME

1 YEAR WARRANTY

	Unit	Pack of 20
1/2"	CD1004L	CD1004L-5
14M x 1.5	CD1009L	CD1009L-5
14M x 2.0	CD1050L	--

48 mm H • 22 mm HEX



CECO
Wheels & Wheel Accessories
CHROME

1 YEAR WARRANTY

	Unit	Pack of 32
1/2"	CD3004	--
9/16"	CD3010	CD3010-8
14M x 1.5	CD3009	CD3009-8
14M x 2.0	CD3050	--

49.4 mm H • 22 mm HEX



McGard
CHROME

LIFETIME WARRANTY

	Unit	Pack of 4
14M x 1.5	MG69424	MG64014

59 mm H • 22 mm HEX



CECO
Wheels & Wheel Accessories
CHROME

1 YEAR WARRANTY

	Unit	Pack of 32
1/2"	CD3204	CD3204-8
9/16"	CD3210	CD3210-8
14M x 1.5	--	CD3209-8
14M x 2.0	CD3250	CD3250-8

60 mm H • 21 mm HEX



CECO
Wheels & Wheel Accessories
CHROME

1 YEAR WARRANTY

	Unit
14M x 2.0	CD1050XL

60 mm H • 21 mm HEX



CECO
Wheels & Wheel Accessories
BLACK

1 YEAR WARRANTY

	Unit
14M x 2.0	CD1050XLBK

69 mm H • 22 mm HEX



CECO
Wheels & Wheel Accessories
CHROME

1 YEAR WARRANTY

	Unit	Pack of 32
9/16"	CD3310	CD3310-8

14 mm H • 19 mm HEX



CECO
Wheels & Wheel Accessories
ZINC

1 YEAR WARRANTY

	Unit	Pack of 20
7/16"	CD1302	--
1/2"	CD1304	--
14M x 1.5	CD1309	CD1309-5

16 mm H • 21 mm HEX



CECO
Wheels & Wheel Accessories
ZINC

1 YEAR WARRANTY

	Unit
1/2"	CD1324
9/16"	CD1310
12M x 1.25	CD1326

**SET OF 4
LOCK NUTS
CONE SEAT**



48 mm H
19 & 21 mm HEX

CECO
Wheels & Wheel Accessories
BLACK

1 YEAR WARRANTY

	SET
14M x 1.5	CDW40900XLBK

CODES IN RED INDICATE A LIMITED QUANTITY DISCONTINUED ITEM

WHEEL LUG NUTS

SHORT SHANK
36 mm H • 21 mm HEX



RTX

CHROME



Unit

1/2" **N1502**
12M x 1.5 **N1507**

SHORT SHANK
40 mm H • 21 mm HEX



CECO
Wheels & Wheel Accessories

CHROME



Unit

1/2" **CD1641**
12M x 1.5 **CD1645**

MEDIUM MAG
35 mm H • 21 mm HEX



CECO
Wheels & Wheel Accessories

CHROME



Unit

12M x 1.5 **CD4007**

MEDIUM MAG
37 mm H • 21 mm HEX



CECO
Wheels & Wheel Accessories

CHROME



Unit

7/16" **CD5302**
1/2" **CD5304**

STANDARD MAG • 41 mm H • 21 mm HEX



CECO
Wheels & Wheel Accessories

CHROME



Unit

7/16" **CD1740**
1/2" **CD1741**



STANDARD MAG
41 mm H • 21 mm HEX



CECO
Wheels & Wheel Accessories

CHROME



Unit

7/16" **CD8102**
1/2" **CD8104**

STANDARD MAG
41 mm H • 22 mm HEX



CECO
Wheels & Wheel Accessories

CHROME



Unit

14M x 1.5 **CD1749**

LONG MAG
44 mm H • 21 mm Hex



CECO
Wheels & Wheel Accessories

CHROME



Unit

7/16" **CD8502**
1/2" **CD8504**

DOME DUPLX MAG
48 mm H • 22 mm HEX



CECO
Wheels & Wheel Accessories

CHROME



Unit

1/2" **CD9004**
9/16" **CD9010**
14M x 1.5 **CD9009**

DUALLY SHORT MAG
51 mm H • 1" Hex



CECO
Wheels & Wheel Accessories

CHROME



Unit

9/16" **CD9310**
14M x 1.5 **CD9309**

DUALLY MAG
57 mm H • 1" Hex



CECO
Wheels & Wheel Accessories

CHROME



Unit

9/16" **CD9110**
14M x 1.5 **CD9109**

XL MAG
58 mm H • 21 mm Hex



CECO
Wheels & Wheel Accessories

CHROME



Unit

7/16" **CD8852**
1/2" **CD8854**

SET OF 4 LOCK NUTS

REGULAR MAG
38 mm H • 21 mm Hex



McGard

CHROME



14.7 mm

17.25 mm

SET

12M x 1.5 **MG21156**

WASHERS - Sold per unit



Standard Mag



CD772BK
BLACK

Short Shank



CD774
NICKEL

Keystone Center



CD777
NICKEL

Dually Mag



CD789
NICKEL

OEM STYLE WHEEL LUG NUTS

CHEVROLET / GMC OPEN
28 mm H • 19 mm Hex



Unit	Pack of (20 or 24)
12M x 1.5	CD2007S-5 (20)
14M x 1.5	CD2009S CD2009S-6 (24)

CHEVROLET / GMC OPEN
28 mm H • 22 mm Hex



Unit	Pack of (24 or 32)
14M x 1.5	CD2009-6 (24)
9/16"	CD2010 CD2010-8 (32)

CHEVROLET / GMC
38.8 mm H • 22 mm Hex




Unit
14M x 1.5
W1014LS

CHEVROLET / GMC
38.8 mm H • 22 mm Hex



Unit
14M x 1.5
W1014LSB

CHEVROLET / GMC & DODGE / RAM • DUPLEX CONE SEAT • 44 mm H • 22 mm Hex



SET OF 4 LOCK NUTS
14M x 1.5 **CDWL7169L**

Unit	Pack of 20	Pack of 24	Pack of 32
9/16"	CD7110L	CD7110L-5	CD7110L-8
14M x 1.5	--	CD7169L-5	CD7169L-6 CD7169L-8



SET OF 4 LOCK NUTS
14M x 1.5 **CDWL7169LBK**

Unit	Pack of 20	Pack of 24	Pack of 32
9/16"	CD7110LBK	CD7110LBK-5	CD7110LBK-8
14M x 1.5	CD7169LBK-5	CD7169LBK-6	CD7169LBK-8

CHEVROLET / GMC & DODGE / RAM • DUPLEX CONE SEAT • 44 mm H • 22 mm Hex



Corrosion Resistant!



Pack of 20	Pack of 24	Pack of 32
14M x 1.5	CD7169LD-5	CD7169LD-6 CD7169LD-8

CODES IN RED INDICATE A LIMITED QUANTITY DISCONTINUED ITEM

OEM STYLE WHEEL LUG NUTS

CHEVROLET / GMC & DODGE / RAM • OPEN END CONE SEAT • 25 mm H • 22 mm Hex



With lip for
OEM caps



	Unit	Pack of 20	Pack of 24	Pack of 32
14M x 1.5	CD1415OEDS	CD1415OEDS-5	CD1415OEDS-6	CD1415OEDS-8

CHRYSLER / DODGE
45.5 mm H • 19 mm HEX

OEM
Cap

CHRYSLER / DODGE
45.5 mm H • 22 mm HEX



	Unit	Pack of 20
12M x 1.5	CD7107	CD7107-5

	Unit	Pack of 20
14M x 1.5	CD7109D	CD7109D-5

DODGE / RAM
37 mm H • 22 mm HEX




	Unit	Pack of 24
9/16"	CD1710DBK	
14M x 1.5		CD1709DBK-6

DODGE / RAM
38.8 mm H • 22 mm HEX



	Unit
9/16"	W1916LS

FORD • OPEN END CONE SEAT • 31 mm H • 21 mm HEX




With lip for
OEM caps



	Unit	Pack of 20	Pack of 24	Pack of 32	SET OF 4 LOCK NUTS
14M x 1.5	CD1415OEF5	CD1415OEF5-5	CD1415OEF5-6	CD1415OEF5-8	CDWL1415OEF5
14M x 2.0	CD1420OEF5			CD1420OEF5-8	CDWL1420OEF5

**FORD • DUPLEX CONE SEAT • 54 mm H
21 mm HEX**



	Pack of 20	Pack of 24	Pack of 32	SET OF 4 LOCK NUTS
14M x 1.5	CD7209-5	CD7209-6	CD7209-8	CDWL7209
14M x 2.0	CD7250-5	CD7250-6	CD7250-8	CDWL7250

**FORD • OPEN END FLAT SEAT
21 mm HEX**



	Pack of 20	Pack of 32
14M x 1.5		CD980029-8
14M x 2.0	CD980027-5	CD980027-8

CODES IN RED INDICATE A LIMITED QUANTITY DISCONTINUED ITEM

OEM STYLE WHEEL LUG NUTS
FORD • DUPLEX CONE SEAT • 54 mm H • 21 mm HEX



SET OF 4 LOCK NUTS
14M x 1.5 **CDWL7209BK**
14M x 2.0 **CDWL7250BK**

	Unit	Pack of 20	Pack of 24	Pack of 32
14M x 1.5	--	CD7209BK-5	CD7209BK-6	CD7209BK-8
14M x 2.0	CD7250BK	--	--	--

Corrosion Resistant!



	Unit	Pack of 20	Pack of 24	Pack of 32
14M x 1.5	--	CD7209D-5	CD7209D-6	CD7209D-8
14M x 2.0	CD7250D	--	CD7250D-6	CD7250D-8

FORD • FLAT SEAT • 48 mm H • 21 mm HEX



Pack of 32
14M x 1.5 **CD9829-8**



Unit Pack of 32
14M x 1.5 **CD9829BK CD9829BK-8**

HONDA RADIUS SEAT

29.6 mm H • 19 mm HEX



Unit
12M x 1.5 **W6015B**

30.5 mm H • 19 mm HEX



Unit
14M x 1.5 **W6014B**

35 mm H • 19 mm HEX



Removable washer



Unit Pack of 20 **SET OF 4 LOCK NUTS**
12M x 1.5 **CD611-138S CD611138S-5 CDW40900SR**

HONDA RADIUS SEAT
45 mm H • 22 mm HEX



Unit
14M x 1.5 **W6014B22**

HONDA RADIUS SEAT OPEN
21 mm H • 19 mm HEX



Unit Pack of 20
12M x 1.5 **CD1307-1SB CD1307-1SB-5**

HONDA RADIUS SEAT OPEN
21 mm H • 22 mm HEX



Unit
14M x 1.5 **CD1309-1B**

HONDA RIDGELINE 2006-2008
ACURA RL 2005-2008
35 mm H • 22 mm HEX



Unit Pack of 20
14M x 1.5 **921148 CD921148-5**


CODES IN RED INDICATE A LIMITED QUANTITY DISCONTINUED ITEM



Wheels & Wheel Accessories


OEM STYLE WHEEL LUG NUTS

HONDA / ACURA • RADIUS SEAT • 35.05 mm H • 19 mm HEX



**SET OF 4
LOCK NUTS**
14M x 1.5 **CDW40700SR**

Unit Pack of 20 16 Nuts w/4 Locks
14M x 1.5 **CD1707SB** CD1707SB-5 CD1707SB-5LLK



**SET OF 4
LOCK NUTS**
12M x 1.5 **CDW40700SBBK**

Unit Pack of 20 16 Nuts w/4 Locks
12M x 1.5 **CD1707SBBK** CD1707SBBK-5 CD1707SBBK-5LLK

19 mm HEX



Unit
14M x 1.5 **931148S**



Pack of 20 16 Nuts w/4 Locks
14M x 1.5 **CD931148-5** **CD931148-5LLK**



22 mm HEX



Pack of 20
12M x 1.5 **CD931148BK-5**




Pack of 20 **SET OF 4
LOCK NUTS**
12M x 1.25 **CD5306-5** **CDWL5306**

INFINITI / NISSAN
37 mm H • 21 mm HEX



Unit
12M x 1.25 **W6025**

LAND ROVER • MEDIUM MAG SHANK • 47 mm H • 22 mm HEX



Unit Pack of 20
14M x 1.5 **CD711148** **CD711148-5**

16 Nuts w/4 Locks **SET OF 4
LOCK NUTS**
14M x 1.5 **CD711148-5LLK** **CDWL711148**

LAND ROVER • MEDIUM MAG SHANK
50 mm H • 27 mm HEX




Unit
14M x 1.5 **W6014RL**

CODES IN RED INDICATE A LIMITED QUANTITY DISCONTINUED ITEM


OEM STYLE WHEEL LUG NUTS

LAND ROVER • MEDIUM MAG SHANK • 47 mm H • 22 mm HEX




Unit	Pack of 20
14M x 1.5 CD711148BK	CD711148BK-5
16 Nuts w/4 Locks	SET OF 4 LOCK NUTS
14M x 1.5 CD711148BK-5LLK	CDWL711148BK

LEXUS / TOYOTA • MEDIUM MAG SHANK • 37.34 mm H • 21 mm HEX



Pack of 20	Pack of 24
12M x 1.5 CD5307-5	CD5307-6

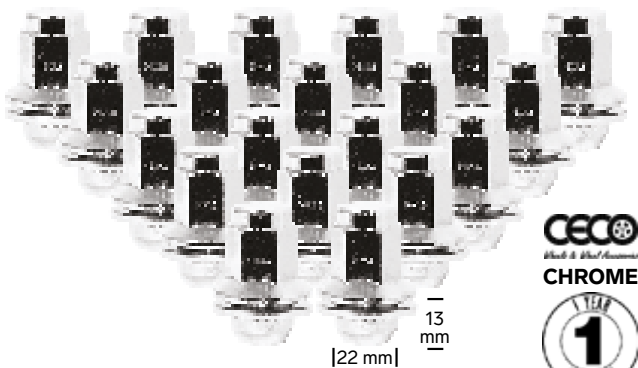
16 Nuts w/4 Locks	20 Nuts w/4 Locks	SET OF 4 LOCK NUTS
12M x 1.5 CD5307-5LLK	CD5307-6LLK	CDWL5307



Pack of 20	Pack of 24
12M x 1.5 CD5307BK-5	CD5307BK-6


16 Nuts w/4 Locks	20 Nuts w/4 Locks	SET OF 4 LOCK NUTS
12M x 1.5 CD5307BK-5LLK	CD5307BK-6LLK	CDWL5307BK

LEXUS / TOYOTA • DUPLEX MAG SHANK • 46 mm H • 22 mm HEX



Pack of 20
14M x 1.5 CD5309DL-5

16 Nuts w/4 Locks	SET OF 4 LOCK NUTS
14M x 1.5 CD5309DL-5LLK	CDWL5309DL



Pack of 20
14M x 1.5 CD5309DLBK-5

16 Nuts w/4 Locks	SET OF 4 LOCK NUTS
14M x 1.5 CD5309DLBK-5LLK	CDWL5309DLBK

LEXUS • 32 mm H • 22 mm HEX



Unit
14M x 1.5 CD1709DT

MAZDA 2018-19 • 35 mm H • 17 mm HEX



Unit	Pack of 20
12M x 1.5 CD1507	CD1507-5

CODES IN RED INDICATE A LIMITED QUANTITY DISCONTINUED ITEM

OEM STYLE WHEEL LUG BOLTS

RAM PROMASTER 2500 • CONE SEAT • 21 mm HEX



Corrosion Resistant!



H	Unit	Pack of 20
16M x 1.5 30 mm	CD1860D	CD1860D-5



H	Unit	Pack of 20
16M x 1.5 30 mm	CD1860-5	



H	Unit	Pack of 20
16M x 1.5 30 mm	CD1860BK-5	

WHEEL LUG BOLTS

6-SPLINE DRIVE CONE SEAT • Use with TA017 (17 mm & 19 mm)



RTX
CHROME



H	Unit	Kit of 20 WITH ADAPTOR
12M x 1.25 27 mm	TB0106	KITTB0106-5
12M x 1.5 27 mm	TB0107	KITTB0107-5
14M x 1.25 27 mm	--	KITTB0109-5
14M x 1.5 27 mm	TB0108	KITTB0108-5
15M x 1.25 27 mm	TB0110	KITTB0110-5



RTX
BLACK



H	Unit	Kit of 20 WITH ADAPTOR
12M x 1.25 27 mm	TB0106B	KITTB0106B-5
12M x 1.5 27 mm	TB0107B	KITTB0107B-5
14M x 1.25 27 mm	--	KITTB0109B-5
14M x 1.5 27 mm	TB0108B	KITTB0108B-5
15M x 1.25 27 mm	TB0110B	KITTB0110B-5



WEST COAST
CHROME



H	Unit
12M x 1.5 33 mm	W3315CB
14M x 1.5 24 mm	W2414CB
14M x 1.5 33 mm	W3314CB

6/7-SPLINE DRIVE CONE SEAT • Use with CD3800S / CD3800L



Corrosion Resistant!



6-SPLINE : KEY CD3800S (17 & 19 mm)		
H	Unit	Kit of 20 WITH ADAPTOR
12M x 1.25 28 mm	--	CD1821SPD-5
12M x 1.5 28 mm	--	CD1807SPD-5
14M x 1.25 28 mm	--	CD1819SPD-5
14M x 1.5 28 mm	CD1820SPD	CD1820SPD-5
15M x 1.25 28 mm	--	CD1850SPD-5

7-SPLINE : KEY CD3800L (21 & 22 mm)		
H	Unit	Kit of 20 WITH ADAPTOR
16M x 1.5 30 mm	CD1860SPD-5	



6-SPLINE : KEY CD3800S (17 & 19 mm)			
H	Unit	Kit of 20 WITH ADAPTOR	
12M x 1.25 28 mm	CD1821SP	CD1821SP-5	
12M x 1.5 28 mm	CD1807SP	CD1807SP-5	
12M x 1.5 39 mm	CD1807SPXL	--	
14M x 1.25 28 mm	CD1819SP	CD1819SP-5	
14M x 1.25 32 mm	CD1819CSP	CD1819CSP-5	
14M x 1.5 28 mm	CD1820SP	CD1820SP-5	
14M x 1.5 32 mm	CD1820CSP	--	
14M x 1.5 39 mm	CD1820SPXL	CD1820SPXL-5	
15M x 1.25 28 mm	CD1850SP	CD1850SP-5	

7-SPLINE : KEY CD3800L (21 & 22 mm)			
H	Unit	Kit of 20 WITH ADAPTOR	
16M x 1.5 30 mm	CD1860SP	CD1860SP-5	

WHEEL LUG BOLTS

6/7-SPLINE DRIVE CONE SEAT • Use with CD3800S / CD3800L



6-SPLINE : KEY CD3800S (17 & 19 mm)			
	H	Unit	Kit of 20 WITH ADAPTOR
12M x 1.25	28 mm	CD1821SPBK	CD1821SPBK-5
12M x 1.5	28 mm	CD1807SPBK	CD1807SPBK-5
14M x 1.25	28 mm	CD1819SPBK	CD1819SPBK-5
14M x 1.5	28 mm	--	CD1820SPBK-5
15M x 1.25	28 mm	CD1850SPBK	CD1850SPBK-5

7-SPLINE : KEY CD3800L (21 & 22 mm)			
	H	Unit	Kit of 20 WITH ADAPTOR
16M x 1.5	30 mm	CD1860SPBK-5	

LUG BOLT CONE SEAT



Corrosion Resistant!



	HEX	H	Unit	Pack of 20
12M x 1.25	17 mm	24 mm	--	CD1821SD-5
12M x 1.25	19 mm	24 mm	--	CD1814SD-5
12M x 1.5	17 mm	24 mm	CD1806D	CD1806D-5
14M x 1.25	17 mm	24 mm	--	CD1819SD-5
14M x 1.5	17 mm	24 mm	CD1820SD	CD1820SD-5
14M x 1.5	17 mm	28 mm	CD1820D	CD1820D-5
15M x 1.25	17 mm	28 mm	CD1850D	CD1850D-5

17 mm HEX



	H	Unit	Pack of 20
12M x 1.25	28 mm	CD1821	CD1821-5
12M x 1.25	39 mm	CD1821L	
12M x 1.5	22 mm	CD1806SA	
12M x 1.5	24 mm	CD1806	
12M x 1.5	28 mm	CD1807	CD1807-5
12M x 1.5	30 mm	CD1807B	

	H	Unit	Pack of 20
12M x 1.5	33 mm	CD1807M	
12M x 1.5	39 mm	CD1805	CD1805-5
12M x 1.5	45 mm	CD1807C	CD1807C-5
12M x 1.5	50 mm	CD1805LS	
12M x 1.5	60 mm	CD1805L	
12M x 1.75	24 mm	CD1801	
14M x 1.25	24 mm	CD1819S	
14M x 1.25	28 mm	CD1819	CD1819-5
14M x 1.25	30 mm	CD1819B	
14M x 1.25	33 mm	CD1819M	
14M x 1.25	39 mm	CD1819L	CD1819L-5

	H	Unit	Pack of 20
14M x 1.25	50 mm	CD1819LS	CD1819LS-5
14M x 1.5	22 mm	CD1820SA	
14M x 1.5	24 mm	CD1820S	
14M x 1.5	28 mm	CD1820	CD1820-5
14M x 1.5	30 mm	CD1820B	
14M x 1.5	33 mm	CD1820M	CD1820M-5
14M x 1.5	39 mm	CD1820L	CD1820L-5
14M x 1.5	45 mm	CD1820C	CD1820C-5
14M x 1.5	48 mm	CD1820A	CD1820A-5
14M x 1.5	60 mm	CD1820XL	
15M x 1.25	28 mm	CD1850	CD1850-5

17 mm HEX



	H	Unit	Pack of 20
12M x 1.25	27.5 mm	--	KITB0106-5
12M x 1.5	27.5 mm	B0107	KITB0107-5
14M x 1.5	27.5 mm	--	KITB0109-5




	H	Pack of 20
12M x 1.25	27.5 mm	KITB0106B-5
14M x 1.5	27.5 mm	KITB0109B-5

17 mm HEX



	H	Unit	Pack of 20
12M x 1.25	28 mm	CD1821BK	CD1821BK-5
12M x 1.5	28 mm	CD1807BK	CD1807BK-5
12M x 1.5	33 mm	CD1807MBK	
12M x 1.5	39 mm	CD1805BK	
14M x 1.25	28 mm	CD1819BK	CD1819BK-5
14M x 1.25	39 mm	CD1819LBK	CD1819LBK-5
14M x 1.5	28 mm	--	CD1820BK-5
14M x 1.5	33 mm	CD1820MBK	CD1820MBK-5
14M x 1.5	39 mm	CD1820LBK	CD1820LBK-5
14M x 1.5	45 mm	CD1820CBK	CD1820CBK-5
15M x 1.25	28 mm	CD1850BK	CD1850BK-5

19 mm HEX



	H	Unit	Pack of 20
12M x 1.25	28 mm	--	CD1814-5
12M x 1.25	40 mm	CD1814L	CD1814L-5

19 mm HEX



	H	Pack of 20
12M x 1.25	28 mm	CD1814BK-5

21 mm HEX



	H	Unit
1/2"	24 mm	CD1812

CODES IN RED INDICATE A LIMITED QUANTITY DISCONTINUED ITEM

SETS OF 4 LOCK BOLTS



TUNER BOLT

McGard
CHROME



H	HEX	
12 x 1.5	22.4 mm	17 mm MG27192



BOLT CONE SEAT

McGard



H	HEX	CHROME	BLACK
12 x 1.25	25.6 mm	19 mm MG27261	--
14 x 1.25	27.3 mm	17 mm MG27226	MG27326



17 & 19 mm HEX

RTX
CHROME



H	SET
12M x 1.5	27.5 mm L1207
14M x 1.5	27.5 mm L1209



BOLT CONE SEAT
17 & 19 mm HEX

CECO
CHROME



H	SET
12M x 1.5	26 mm CDW41807BK
14M x 1.5	26 mm CDW41820BK



17 & 19 mm HEX

CECO
BLACK



H	SET
12M x 1.5	26 mm CDW41807
14M x 1.25	26 mm CDW41819
14M x 1.5	26 mm CDW41820

WHEEL LUG BOLTS

6-SPLINE DRIVE RADIUS SEAT • Use with TA017 (17 mm & 19 mm)



WEST COAST
CHROME



H	Unit
14M x 1.5	27 mm W2714BB



WEST COAST
BLACK



H	Unit
12M x 1.5	27 mm W2715BBK
14M x 1.5	27 mm W2714BBK

6-SPLINE DRIVE RADIUS SEAT • Use with CD3800S (17 mm & 19 mm)



CECO
CHROME




H	Kit of 20 WITH ADAPTOR
12M x 1.5	28 mm CD1808SP-5

CECO
DACROMET



Corrosion Resistant!



H	Pack of 20
12M x 1.5	22 mm CD1808SAD-5
12M x 1.5	24 mm CD1808D-5
12M x 1.5	40 mm CD1808LD-5
14M x 1.5	22 mm CD1809SAD-5
14M x 1.5	28 mm CD1809D-5
15M x 1.25	28 mm CD1859D-5

RADIUS SEAT • 17 mm HEX

CECO
CHROME



H	Unit	Pack of 20
12M x 1.5	22 mm CD1808SA	--
12M x 1.5	28 mm CD1808	CD1808-5
12M x 1.5	33 mm CD1808M	--
12M x 1.5	40 mm CD1808L	CD1808L-5
12M x 1.5	45 mm CD1808C	CD1808C-5
14M x 1.25	28 mm CD1819R	--
14M x 1.5	24 mm CD1809S	CD1809S-5



H	Unit	Pack of 20	Pack of 24
14M x 1.5	28 mm CD1809	CD1809-5	CD1809-6
14M x 1.5	33 mm CD1809M	CD1809M-5	
14M x 1.5	40 mm CD1809L	CD1809L-5	
14M x 1.5	45 mm CD1809C	CD1809C-5	
14M x 1.5	50 mm CD1809LS	CD1809LS-5	
15M x 1.25	28 mm CD1859	CD1859-5	

RTX**CECO**
Wheels & Wheel Accessories**McGard****WHEEL LUG BOLTS**

RADIUS SEAT • 17 mm HEX

**RTX**
CHROME

H	Unit	Pack of 20
12M x 1.5 28 mm	B0207	
14M x 1.5 28 mm	B0209	KITB0209-5
15M x 1.25 28 mm	--	KITB0210-5

**CECO**
BLACK

H	Unit	Pack of 20	Pack of 24
12M x 1.5 28 mm	CD1808BK	CD1808BK-5	
12M x 1.5 40 mm	CD1808LBK		
14M x 1.25 28 mm	CD1819RBK	CD1809RBK-5	
14M x 1.5 28 mm		CD1809BK-5	CD1809BK-6
14M x 1.5 33 mm		CD1809MBK-5	
14M x 1.5 40 mm	CD1809LBK	CD1809LBK-5	
14M x 1.5 45 mm	CD1809CBK	CD1809CBK-5	
15M x 1.25 28 mm	CD1859BK	CD1859BK-5	

SET OF 20 LUG BOLT COVERS**CECO**
CHROME

CD1800C-5

17 mm

CECO
BLACK

CD1800BC-5

17 mm

SETS OF 4 LOCK BOLTS

RADIUS SEAT

**McGard**
CHROME

H	HEX	CHROME	BLACK
14M x 1.5 26.7 mm	13 mm	MG28018	MG28318
14M x 1.5 28.2 mm	13 mm	--	MG28320

**McGard**
BLACK

HEX 17 mm & 19 mm

AUDI / VOLKSWAGEN • 17 mm HEX**CECO**
CHROME

H	Unit
14M x 1.5 26 mm	CDW41809
14M x 1.5 39 mm	CDW41809L

**CECO**
BLACK

H	Unit
12M x 1.5 26 mm	CDW41808BK
14M x 1.5 39 mm	CDW41809BK

WITH CAPS

**RTX**
BLACK


SET
14M x 1.5 8DO601137

CODES IN RED INDICATE A LIMITED QUANTITY DISCONTINUED ITEM



METAL RACKS WITH PLASTIC STORAGE BINS

Convenient storage option with easy access to removable bins.
Includes: metal rack and hardware for assembly. Black powder coated steel rack.



PTW5193
45.25" H x 37" x 11.125"

32 bins of 6.5" x 4" x 3" H
& 15 bins of 9.25" x 6" x 5" H



PTW5186
13.125" H x 20.875" x 10"

15 bins of
6.5" x 4" x 3" H

WALL MOUNT



PTW5190

9.5" H x 23.5" x 9.5"

6 bins of 6.5" x 4" x 3" H & 4 bins of 9.25" x 6" x 5" H

STORAGE BIN SETS



PTW5197
8 6.5" x 4" x 3" H



PTW5195
6 of 9.25" x 6" x 5" H
& 9 of 6.5" x 4" x 3" H



PTW5196
4 of 9.25" x 6" x 5" H

ATV WHEEL LUG NUTS



/ BULGE ACORN



CHROME

Unit

10M x 1.25

WDF1010H



CHROME

Kit of 16

10M x 1.25

WDF54010S

KITS OF 20 NUTS WITH ADAPTOR

/ 6 SPLINE DRIVE

With **TA019** (19 mm & 21 mm)



CHROME

Kit of 20

12M x 1.5

KIT0207-5



With **TA019** (19 mm & 21 mm)



BLACK

Kit of 20

12M x 1.5











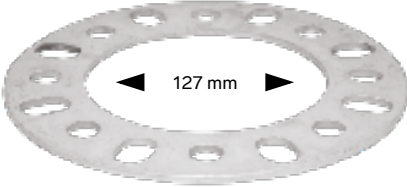


KIT0207B-5

CODES IN **RED** INDICATE A LIMITED QUANTITY DISCONTINUED ITEM




IN SOME PROVINCES, WHEEL SPACERS MAY ONLY BE LEGAL FOR OFF ROAD USE.

WHEEL SPACERS • Sold per unit

 <p>3 mm (1/8") CD600 4-100/114.3 & 5-100/115</p>	 <p>8 mm (5/16") CD601 4-100/114.3</p>	 <p>5 mm (3/16") CD606 4-100/114.3 & 5-100/115</p>
 <p>8 mm (5/16") CD605A 5-100/115</p>	 <p>5 mm (3/16") CD607 5-100/120</p>	 <p>8 mm (5/16") CD602 5-114.3/127</p>
 <p>6 mm (1/4") CD611 5-135 & 6-135</p>	 <p>6 mm (1/4") CD603 5-139.7 & 6-139.7</p>	 <p>12 mm (1/2") CD603XL 5-139.7 & 6-139.7</p>
 <p>6 mm (1/4") CD604 8-165.1 & 8-170</p>	 <p>6 mm (1/4") 911136 8-165.1, 8-170 & 8-180</p>	 <p>12 mm (1/2") CD604XL 8-165.1, 8-170 & 8-180</p>
	 <p>6 mm (1/4") CD604W 8-200 & 8-210</p>	

HUB CENTRIC SPACERS - Sold in pairs

<p>5-100 & 5-112 • Audi / Volkswagen</p>  <p>10 mm CD51005112-10HC 15 mm CD51005112-15HC</p>	<p>5-100 & 5-112 • Audi / Volkswagen</p>  <p>5 mm CD51005112-5</p>	<p>5-120 • BMW</p>  <p>10 mm CD5120-10HC 15 mm CD5120-15HC</p>
<p>5-112 • Audi / BMW / Mercedes</p>  <p>12 mm CD5112-12HC 15 mm CD5112-15HC 20 mm CD5112-20HC</p>	<p>6-120 • Chevrolet Colorado / GMC Canyon</p>  <p>3 mm CD6120-3 5 mm CD6120-5</p>	<p>6-135 • Ford</p>  <p>5 mm CD6135-5</p>

CODES IN RED INDICATE A LIMITED QUANTITY DISCONTINUED ITEM

IN SOME PROVINCES, WHEEL SPACERS MAY ONLY BE LEGAL FOR OFF ROAD USE.

WHEEL SPACERS - Sold in pairs
WITH LIP



BOLT PATTERN	BOLTS	THICKNESS	CENTRE BORE	PART #
5-114.3	1/2"	1"	70.50	CD5114-5114AHC
5-114.3	1/2"	1.25"	71.50	CD5450-5450B
5-114.3	1/2"	1.5"	71.50	CD5450-5450C
5-114.3	1/2"	2"	71.50	CD5450-5450D
5-114.3	14M x 1.5	1"	70.50	CD5114-5114AHC14M
5-127	1/2"	1.25"	71.50	CD5500-5500B
5-127	1/2"	1.5"	71.50	CD5500-5500C
5-127	1/2"	2"	71.50	CD5500-5500D
5-127	14M x 1.5	1.25"	71.50	CD5500-5500B14M
5-127	14M x 1.5	1.5"	71.50	CD5500-5500C14M
5-127	14M x 1.5	2"	71.50	CD5500-5500D14M
5-139.7	9/16"	1.5"	77.80	CD5550-5550C
5-139.7	9/16"	2"	77.80	CD5550-5550D
5-139.7	14M x 1.5	1.5"	77.80	CD5550-5550C14M
5-139.7	14M x 1.5	2"	77.80	CD5550-5550D14M
6-120	14M x 1.5	1.5"	66.90	CD6120-6120CHC
6-120	14M x 1.5	2"	66.90	CD6120-6120DHC
6-139.7	12M x 1.5	1"	106.10	CD6550-6550AHC
6-139.7	14M x 1.5	1.5"	78.03	CD6550-6550CHC14M
6-139.7	14M x 1.5	2"	78.03	CD6550-6550DHC14M
8-165.1	14M x 1.5	2"	116.70	CD8650-8650DHC14M ¹
8-170	14M x 1.5	1.5"	124.90	CD8170-8170CHC ¹
8-170	14M x 1.5	2"	124.90	CD8170-8170DHC ¹
8-180	14M x 1.5	1.5"	124.10	CD8180-8180CHC ¹
8-180	14M x 1.5	2"	124.10	CD8180-8180EHC ¹

¹Not for dually wheels

IN SOME PROVINCES, WHEEL SPACERS MAY ONLY BE LEGAL FOR OFF ROAD USE.

WHEEL SPACERS - Sold in pairs WITHOUT LIP



BOLT PATTERN	BOLTS	THICKNESS	CENTRE BORE	PART #
5-114.3	12M x 1.5	1.25"	74.10	CD5114-5114B
5-110	12M x 1.25	1.25"	65.10	CD5110-5110B
5-150	14M x 1.5	1.5"	110.00	CD5150-5150CH
5-150	14M x 1.5	2"	110.00	CD5150-5150DH
6-135	14M x 1.5	1.5"	87.10	CD6135-6135C14M
6-135	14M x 2.0	1.5"	87.10	CD6135-6135C
6-139.7	14M x 1.5	1.5"	78.03	CD6550-6550C14M
8-165.1	9/16"	1.5"	126.15	CD8650-8650C
8-165.1	9/16"	2"	126.15	CD8650-8650D
8-165.1	14M x 1.5	1.5"	126.15	CD8650-8650C14M
8-165.1	14M x 1.5	1.5"	116.70	CD8650-8650CHC14M ¹
8-165.1	14M x 1.5	2"	126.15	CD8650-8650D14M
8-170	14M x 1.5	2"	125.00	CD8170-8170D
8-180	14M x 1.5	2"	124.10	CD8180-8180E
8-210	14M x 1.5	2"	155.00	CD8210-8210D

Chevrolet / GMC Silverado / Sierra 3500HD DRW 2014-2021

¹Not for dually wheels

RTX

AUDI / BMW / MERCEDES / VW WHEEL SPACERS

Sold in pairs • 25 mm



BOLT PATTERN	BOLTS	INT. DIA.	PART #
5x100/5x100	M14x1.50	57.1	RT510025571M14150BK

CODES IN **RED** INDICATE A LIMITED QUANTITY DISCONTINUED ITEM

KEYS



HEX	Unit
17 mm & 19 mm	TA017
19 mm & 21 mm	TA019
21 mm & 22 mm	TA021

<p>6 SPLINE 17 MM & 19 MM HEX</p> <p>CECO Wheels & Wheel Accessories</p> <p>CD3800S 21 mm dia.</p> <p>1 YEAR WARRANTY</p>	<p>6 SPLINE 19 MM & 21 MM HEX</p> <p>CD3800 21 mm dia.</p> <p>CECO Wheels & Wheel Accessories</p> <p>CD3800SL 21 mm dia. For 15 x 1.25</p> <p>1 YEAR WARRANTY</p>	<p>6 SPLINE 19 MM & 21 MM HEX</p> <p>EXCALIBUR WHEEL ACCESSORIES</p> <p>EX3800 21 mm dia.</p> <p>1 YEAR WARRANTY</p>
<p>6 SPLINE 19 MM & 21 MM HEX</p> <p>White Knight</p> <p>WK3800 21 mm dia.</p> <p>1 YEAR WARRANTY</p>	<p>6 SPLINE 21 MM & 22 MM HEX</p> <p>EXCALIBUR WHEEL ACCESSORIES</p> <p>EX3800SD 23 mm dia.</p> <p>1 YEAR WARRANTY</p>	<p>7 SPLINE 19 MM & 21 MM HEX</p> <p>EXCALIBUR WHEEL ACCESSORIES</p> <p>EX3800C 20 mm dia.</p> <p>1 YEAR WARRANTY</p>
<p>7 SPLINE 21 MM & 22 MM HEX</p> <p>EXCALIBUR WHEEL ACCESSORIES</p> <p>EX3800L 23 mm dia.</p> <p>1 YEAR WARRANTY</p>	<p>7 SPLINE 21 MM & 22 MM HEX</p> <p>CECO Wheels & Wheel Accessories</p> <p>CD3800L 23 mm dia.</p> <p>1 YEAR WARRANTY</p>	<p>7 SPLINE 21 MM & 22 MM HEX</p> <p>White Knight</p> <p>WK3800L 23 mm dia.</p> <p>1 YEAR WARRANTY</p>
<p>8 SPLINE 21 MM HEX</p> <p>McGard</p> <p>MG65100 20 mm dia.</p> <p>1 YEAR WARRANTY</p>	<p>8 SPLINE 1" HEX</p> <p>McGard</p> <p>MG65200 24 mm dia.</p> <p>1 YEAR WARRANTY</p>	<p>12 MM - 6 POINT HEX 19 MM & 21 MM HEX</p> <p>CECO Wheels & Wheel Accessories</p> <p>CD2800</p> <p>1 YEAR WARRANTY</p>
<p>14 MM - 6 POINT HEX 21 MM & 22 MM HEX</p> <p>White Knight</p> <p>WK5400</p> <p>1 YEAR WARRANTY</p>	<p>9 POINT GEAR 19 MM HEX</p> <p>CECO Wheels & Wheel Accessories</p> <p>CD2800GET</p> <p>1 YEAR WARRANTY</p>	<p>15 MM - 6 POINT HEX 21 MM & 22 MM HEX</p> <p>White Knight</p> <p>WK2800D</p> <p>1 YEAR WARRANTY</p>
<p>8 POINT GEAR 19 MM & 21 MM HEX</p> <p>WEST COAST WHEEL ACCESSORIES</p> <p>W9908</p> <p>1 YEAR WARRANTY</p>	<p>8 POINT GEAR 21 MM HEX</p> <p>CECO Wheels & Wheel Accessories</p> <p>CD2800DG</p> <p>1 YEAR WARRANTY</p>	<p>9 POINT GEAR 19 MM & 21 MM HEX</p> <p>CECO Wheels & Wheel Accessories</p> <p>CD2800G</p> <p>1 YEAR WARRANTY</p>

ADAPTOR



19 & 21 mm 19 mm



63 mm

CD807

UNIVERSAL LUG NUT SET



RD02457A
16 keys



CODES IN RED INDICATE A LIMITED QUANTITY DISCONTINUED ITEM

FLUSH MOUNT VALVE STEMS

PACK OF 4 WITH INFLATING ADAPTER



CD518BK
Black
.453"



CD518
Chrome
.453"



ASE254ALBLK
Black
.453"



ASE254ALSIL
Silver
.453"

WITHOUT CAP

WITH CAP



REPLACEMENT PART

COV-2BLK
Black valve cover

VALVE STEMS

CHROME




Unit
CD501

CHROME



Unit
CD502

**CHROME
Tuner style**



Unit
CDVS-6

BLACK



Pack of 100
TR413-100
Pack of 1000
TR413-1000

CHROME



Pack of 100
TR413C-100
Pack of 1000
TR413C-1000

CHROME



Unit
CD512

BLACK



Pack of 100
TR414-100
Pack of 1000
TR414-1000

BLACK



Pack of 100
TR418-100
Pack of 1000
TR418-1000

BRASS - HIGH PRESSURE



Pack of 100
CD550-100
Pack of 500
CD550-500



Pack of 100
TR600D-100
Pack of 500
TR600D-500

CHROME



CD507D

CHROME



RTN2C

BLACK



RTN2B

CAPS

GREEN



W9902GR

PILOT™

Packs of 4



PIP-073
44 MAG

TIRE PRESSURE MONITORING SYSTEM

FREE TECHNICAL SERVICE : 450 698-4004 • 1-800-767-7107



RTX

RTX-VT41

- Built-in OBD tool
- Placard change
- Built in re-learn procedures
- Best software accuracy and coverage
- Lifetime free software updates
- *RTX-VT41 required to work with RTXTPMS-V2



- New improved sensor
- Newest chip set available
- Best vehicle coverage
- Fast programming
- Best quality hardware
- 5 Year battery warranty

RTXTPMS-V2
Unit

RTXTPMS-V2-20
Box of 20

RTXTPMS-V2-100
Case of 100

MULTI-FREQUENCY SENSORS

All in One Sensors: Combine 315 MHz & 433 MHz



RTX


930-20008
OE TPMS
Replacement Valve
Black Rubber

TORQUE SCREWDRIVER



PT60508
Required to install TPMS valve core

STUDS • Sold per unit



A	B	L1	L2	
1/2"	1/2"	38 mm	10 mm	CD944
1/2"	1/2"	44 mm	10 mm	CD944L
12M x 1.5	12M x 1.5	36 mm	11 mm	CD947
12M x 1.5	12M x 1.5	44 mm	11 mm	CD948
12M x 1.5	12M x 1.5	57 mm	11 mm	CD948L

A	B	L1	L2	
14M x 1.5	12M x 1.5	44 mm	10 mm	CD954L
14M x 1.5	1/2"	36 mm	10 mm	CD950
14M x 1.5	1/2"	44 mm	10 mm	CD950L
14M x 1.5	1/2"	57 mm	10 mm	CD950XL

LOOSE NUT INDICATOR

Provides simple, visual means of confirming proper wheel torque.

WHEEL-CHECK®




PACK OF 100

WLCH-E-100	13/16" / 20.5 mm
WLCH-i-100	27/32" / 20.8 mm
WLCH-C-100	7/8" / 22 mm
WLCH-G-100	1" / 25 mm

SOLD PER UNIT

WLCH-i	27/32" / 20.8 mm
WLCH-G	1" / 25 mm
WLCH-F	1 1/4" / 31 mm



PRESSURE GAUGES



TOPRING

TP63-500C
20-120 PSI
Dual Foot



PTW9106
1-100 PSI



TOPRING

WITH SWIVEL ANGLE CHUCK
Nitrogen compatible

TP63-582
0-160 PSI



PTW1925
10-50 PSI
Pencil type



DIGITAL PT60309
5 - 99 PSI (PSI, BAR, KPA)
Dual head air chuck, and LED spot.

HANDHELD TIRE INFLATORS



DIGITAL

MARTINS
INDUSTRIES

MH-30
175 PSI
12 BAR



DIGITAL

PT
Performance Tool

PTM526
0-150 PSI
Hose : 20"



RODAC
CANADA

RDR2002
1/4" NPT • 0-220 PSI
Hose : 35"

METRIPLUS
METRIVIS

TIRE PEN



TRPSWHITE12D
White. Box of 12.

7 PCS TIRE REPAIR KIT



RODAC
CANADA

RDTRK
String plugs & accessories

DELUXE TIRE REPAIR KIT



RODAC
CANADA

RDTRKHD
Spiral rasp tool, insert tool, 32 string plugs, 2 hex keys and a sealing lubricant.

TIRE AND WHEEL MOUNTING AND MAINTENANCE PRODUCTS

COATED WEIGHTS FOR STEEL WHEELS



PC025 50 x 0.25 oz	PC075 50 x 0.75 oz	PC125 50 x 1.25 oz	PC175 25 x 1.75 oz	PC225 25 x 2.25 oz
PC050 50 x 0.50 oz	PC100 50 x 1.00 oz	PC150 50 x 1.50 oz	PC200 25 x 2.00 oz	PC250 25 x 2.50 oz

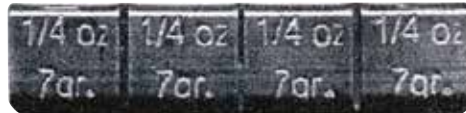
LEAD WHEEL WEIGHTS



“AW”: FORD, GM, CHRYSLER (80-99)

AW050 50 x 0.50 oz	AW075 50 x 0.75 oz	AW100 50 x 1.00 oz	AW125 50 x 1.25 oz	AW150 50 x 1.50 oz	AW175 25 x 1.75 oz	AW200 25 x 2.00 oz
------------------------------	------------------------------	------------------------------	------------------------------	------------------------------	------------------------------	------------------------------

WITH 3M ADHESIVE



PC100-16FE
16 x 6" Thin. 6" = 16 x 1.0 oz

TOOLS



PTW83199
Plastic chisel set:
1" & 2"

TOPRING

TIRE TREAD DEPTH GAUGE



TP63-700C
Calibrated in 1/32"
units and mm



TP63-930C
For valve
core
extraction



GNS560425
Heavy duty
wheel weight
plier

PCD GAUGE



CDTG6002

Tool for measuring bolt pattern on any 4, 5, 6 and 8 lug wheel


THREAD SIZE GAUGE



CDTG6000

12 mm x 1.25, 12 mm x 1.50, 12 mm x 1.75,
14 mm x 1.50, 14 mm x 2.00, 7/16" - 20,
1/2" - 20 & 9/16" - 20

WHEEL OFFSET AND BACKSPACE GAUGE



CDOC

TIRE AND WHEEL MOUNTING AND MAINTENANCE PRODUCTS

TIRE MOUNTING LUBRICANTS



2023
5 gallons



KNT35847
T147A • 3.78 L
Can be diluted for leak detection



KNT35837
7.5 lb
With rust inhibitor.
Superior formulation.



KNT35839
25 lb
With rust retardant.

BEAD LUBRICANT SWAB



KNT30511
B111 • 10" L

TIRE TRANSPORT DOLLY



RDSWD
Dim.: 64 x 64 x 17.5 cm
Weight: 5.5 kg
Loading Capacity: 150 kg
3" casters :
2 swivel and 2 with brake

AIR COMPRESSOR



RDR39980
20 gal.
5.7 CFM @ 40 PSI
and 4.8 CFM @ 90 PSI
Motor: 5 HP "peak"
Max. pressure: 125 PSI

FLOOR JACKS



Aluminum/Steel racing jack



	Cap.	Min. height	Max. height
RD32006	2 ton	69.85 mm	609.6 mm



TIRE AND WHEEL MOUNTING AND MAINTENANCE PRODUCTS

SETS OF THIN WALL SOCKETS - FOR 1/2" IMPACT WRENCHES



RTX

RTX171921
17, 19 & 21 mm



GNSCW404MS
17, 19, 21 mm & 13/16"



PTW32902
17, 19, 21 mm, 13/16" & 7/8"

BREAKER BAR



GNS480446A
1/2" - 380 mm (15")

LUG WRENCHES



RDCC646S
11/16", 3/4",
13/16" & 7/8"

RDCC646M
17, 19, 21 & 23 mm

Telescoping Handle (up to 21")



RD35634
21" max. • 17 mm, 19 mm (3/4"),
21 mm (13/16") & 22 mm (7/8")

EMERGENCY LUG NUT REMOVER SET



A155

The internal thread grips the lug and allows you to remove it.

BRAKE CALIPER PAINTS

SOLD IN CASE OF 6 x 312 g



SP732-6
Bright Blue

SP738-6
Bright Yellow

SP734-6
Gloss Black

SP731-6
Real Red

SP735-6
Cast aluminum

AIR IMPACT WRENCH



RD1488
1/2" Drive
1000 ft/lb
9,500 RPM



TIRE AND WHEEL MOUNTING AND MAINTENANCE PRODUCTS

LATEX PALM GLOVES
1 pair



RB210B-S Small
RB210B-M Medium
RB210B-L Large

WORK GLOVES
GOATSKIN • 1 pair



WTS005M Medium
WTS005L Large
WTS005XL X-Large

POLYURETHANE
PALM DIPPED GLOVES
1 pair



PU1-10
Large



HYBRID QUICK DETAILER



RTX
DETAILING
RTX6210
White
475 ml

- All purpose cleaner, for plastic, vinyl, rubber and leather
- Water-based wet shine finish, with silicone
- Interior and exterior protection

WHEEL POLISHES & CLEANERS
RIM & WHEEL CLEANER



RTX
DETAILING
RTX6214
Green
475 ml

- Safe on all types off rims
- Dissolves grease and brake dust



COMPLETE CLEANER KIT



RTXBUCKET

- Tire shine **RTX6210**
- Hybrid quick detailer **RTX6212**
- Rim & wheel cleaner **RTX6214**
- Hybrid wash & wax SiO2 **RTX6216**
- All purpose cleaner **RTX6218**
- Bucket
- Ultra double microfiber cloth
- Wash mitt extra soft
- Tire applicator



GLOSS TYRE DRESSING

MCL2983
500 ml



Water-based formula which is easy to apply and gives a high gloss finish.



RED WHEEL CLEANER

MCL3041
500 ml



- Colour changing wheel cleaner
- Safe for use on Alloys
- Removes brake dust and road grime
- Easy to use



TIRE AND WHEEL MOUNTING AND MAINTENANCE PRODUCTS

WHEEL POLISHES & CLEANERS

**TIRE SHINE
FOAM**



EM44018
500 g
Case of 12

**ULTIMATE
SHINE**



EM44019
400 g
Case of 12

**RIM
PROTECTOR**



EM44033
227 g
Case of 12

**RIM
CLEANER**



EM44034
650 g
Case of 12

**CONCENTRATED
CLEANER**



NE001
1 L
Premix



NE002
3.78 L
Concentrated

**CHROME &
ALUMINUM
POLISH**



607008
236 ml

MICROFIBER CLOTHS



RD54780
Polishing
2 x 16" x 16"



RD54788
Cleaning
2 x 12" x 12"



Wash & Wheel Restorer



CDTRL0003
Polishing • 3 x 16" x 16"

APPEARANCE CARE PRODUCT



PE33200
100 ml

Cleans, polishes and protects all metals and fiberglass. Removes oxidation, heat discoloration, corrosion, tartar, etc. Leaves an antioxidant protective shield.

METAL POLISH



AA1000
100 g

LONG HANDLE BRUSH



HP94039
21".
Super soft bristles

WHEEL BRUSH



HP93012
Non-scratch
soft bristles

CODES IN RED INDICATE A LIMITED QUANTITY DISCONTINUED ITEM

MERCHANDISING MATERIALS

32" TOUCH SCREEN



RTX

IDEAL IN STORE, AT A TRADE SHOW OR EXHIBITION OR DURING PROMOTIONAL EVENTS IN PUBLIC SPACES.

590193

WHEEL RACKS

CECO
Wheels & Wheel Accessories



99-0002-22-B
Black

VALVE STEM SIGNPOST



VSSP
Pack of 4



SLAT WALL WHEEL HOOK

CECO
Wheels & Wheel Accessories



CD9910SW-10
Pack of 10



SETS OF 4 STAINLESS STEEL SIMULATORS

SNAP-ON INSTALLATION



RTX43-1950
19.5" • FORD • Acuride #29884
F450 / F550 Super Duty 05-22
10 lugs



RTX43-1608
17" • FORD
F350 Super Duty 05-22
8 lugs



RTX49-1608
16" • Universal
8 lugs - 4 holes

SNAP-ON INSTALLATION



40816SH
16"
Universal
8 lugs - 4 holes

408D17
17"
8 lugs - 5 holes
Chevrolet / GMC
C/K/G 3500 08-10
Dodge / Ram
3500 03-23



408E35SH
16" • FORD
E350/E450 92-13
8 lugs - 8 holes
Acuride #29583

SETS OF 4 STAINLESS STEEL SIMULATORS

SNAP-ON INSTALLATION



NF14
FORD
Transit 15-23 • 16"



CD71605
FORD
Transit 15-23 • 16"



QS16
Freightliner
Sprinter 3500 14-23 • 16".
Mercedes-Benz Sprinter 3500 06-23 • 16".



CD71617
Freightliner
Sprinter 3500 14-23 • 16".
Mercedes-Benz Sprinter 3500 06-23 • 16".



CODES IN RED INDICATE A LIMITED QUANTITY DISCONTINUED ITEM



SET OF 4 WHEEL COVERS FOR DUALIES

ABS CHROME



16" **AL-160CP**

STAINLESS STEEL WHEEL COVERS

SOLD IN PAIRS



QC1025F
22.5" • Front



QC-1030R
22.5" • Rear



SIMULATORS

SET OF 4 • STAINLESS STEEL

SOLD PER UNIT



PHNST06
16"
8-lug single wheel

STAINLESS STEEL



PHQT865CLO
16"

CHROME ABS TRAILER WHEEL COVER



PHQT545CLO
15". 5 lug only. Metal clips



CHROME ABS HUB COVERS
SOLD PER UNIT



PHQT545CHS-CA
5 x 114.3 (5x4.5")



PHQT765CHN
8 x 165.1 (8x6.5")
13/16" HEX

PHQT865CHN
8 x 165.1 (8x6.5")
7/8" HEX

SETS OF 4 REPLACEMENT CENTER CAPS MADE FROM PURE MATERIAL (NOT RECYCLED)



MADE FROM PURE MATERIAL (NOT RECYCLED)



LT5129C
GM
6 x 139.7

Use with OE threaded nut



LT5079C
GM
8 x 165.1



DUAL TIRE INFLATORS



CDVAEXT
10"



8015H
15"



8024H
24"

TRIM RINGS • Sold in pairs



EX71-3005-15
15" - 1.5" D
w/ Exposed lip



EX71-3000-15
15" - 2" D
Round lip



EX71-3001-15
15" - 2.5" D
w/Step on lip



EX71-3002A
15" - 3" D - fits for 15x8 / 15x10
Round lip



EX71-3000-16
16" - 2" D
Round lip

SPINNER CAPS • Sold per unit



CD45R
Chrome



CD45L
Chrome



CD35
Chrome

CODES IN RED INDICATE A LIMITED QUANTITY DISCONTINUED ITEM

SETS OF 4 ABS WHEEL SKINS FOR OE ALLOY WHEELS COMPATIBLE WITH OE HUB COVER



RTX



CHEVROLET / GMC 16"
RTX6056C
8 Holes
Express / Savana 03-18
Silverado / Sierra 2500 99-06
Suburban / Yukon XL 2500 00-13



CHEVROLET / GMC 16"
IMP62X
8 holes
Silverado / Sierra 2500 07-10
Silverado / Sierra 3500 04-10
Suburban / Yukon XL 2500 08-13



CHEVROLET 18"
Chrome
8950P-C
Silverado 14-17
Suburban & Tahoe 15-18



CHEVROLET 18"
Gloss Black
8950-GB
Silverado 14-17
Suburban & Tahoe 15-18



CHEVROLET 17"
Gloss Black
7565-GB
Silverado 14-17
Suburban & Tahoe 15-18



FORD 17"
Gloss Black
7965-GB
F-150 15-18



JEEP 17"
Gloss Black
7920-GB
Wrangler 18-19



JEEP 17"
(Bolt-on)
Gloss Black
7907-GB
Wrangler 07-17



RAM 18"
Chrome
8237P-C
Ram 1500 2019



RTX

SETS OF 4 ABS WHEEL COVERS

SETS OF 4. MADE FROM PURE MATERIAL (NOT RECYCLED).

P : Plastic clips

M : Metal clips



Silver

- 15" **CD80-2209-15**
- 16" **CD80-2209-16**
- 17" **CD80-2209-17**
- 18" **CD80-2209-18**



Black & Chrome

- 14" **80-1284**
- 15" **80-1285**
- 16" **80-1286**



Silver

- 14" **80-1464S**
- 15" **80-1465S**
- 16" **80-1466S**



Black & Silver

- 14" **80-1464SB**
- 15" **80-1465SB**
- 16" **80-1466SB**



Silver

- 14" **18814P-D**
- 15" **18815P-D**
- 16" **18816P-D**
- 17" **18817P-D**
- 18" **18818P**



Gunmetal

- 15" **18815GM**
- 16" **18816GM**
- 17" **18817GM**
- 18" **18818GM**



Chrome

- 17" **18817C-D**
- 18" **18818C**



Silver

- 14" **80-874S**
- 15" **80-875S**



Black & Silver

- 14" **80-1414**
- 15" **80-1415**
- 16" **80-1416**
- 17" **80-1417**



Black

- 15" **80-1415B**
- 16" **80-1416B**
- 17" **80-1417B**



RTX

SETS OF 4 ABS WHEEL COVERS

SETS OF 4. MADE FROM PURE MATERIAL (NOT RECYCLED).

P : Plastic clips

M : Metal clips



Silver
15" **80-885S**
16" **80-886S**



Silver
15" **41915P**
16" **41916P**
17" **41917P**
18" **41918P**



Gunmetal
15" **41915GM**
16" **41916GM**
17" **41917GM**
18" **41918GM**



Chrome
17" **41917C**



Silver • Ford SD 99-04
16" **9499-16P**



Silver
17" **80-1087S**

**FOR GOLF CART & ATV
SOLD PER UNIT**



Chrome
8" **9708C**

**RETENTION RING
EXTENDER**



EXT35
Extends the retention ring
for a more secure fit

15" GREY CABLE TIES






**PERFECT FOR TYING
WHEEL COVERS!**

75050-3528G
Pack of 100

CODES IN **RED** INDICATE A LIMITED QUANTITY DISCONTINUED ITEM

HUB COVERS

 <p>69.1 mm 67.3 mm</p> <p>Chrome CD113</p>	 <p>84.1 mm 74.9 mm</p> <p>Chrome CD115</p>	 <p>72.9 mm 80.7 mm</p> <p>Chrome CD98</p>	 <p>84.1 mm 80.7 mm</p> <p>Chrome CD100 Stainless CD100SS</p>	 <p>86.4 mm 82.6 mm</p> <p>Chrome CD97</p>
 <p>88.1 mm 83.8 mm</p> <p>Chrome CD101 Stainless CD101SS</p>	 <p>72.9 mm 83.8 mm</p> <p>Chrome CD116</p>	 <p>104.6 mm 108 mm</p> <p>Chrome CD102 Stainless CD102SS</p>	 <p>89.2 mm 108 mm</p> <p>Chrome CD102S</p>	 <p>122.7 mm 124.5 mm</p> <p>Chrome CD103 Stainless CD103SS</p>
 <p>122.7 mm 130 mm</p> <p>Chrome CD111 Stainless CD111SS</p>	 <p>160.8 mm 130 mm</p> <p>Chrome CD139 Stainless CD139SS</p>	 <p>104.6 mm 108 mm</p> <p>Chrome CD104 Stainless CD104SS</p>	 <p>122.7 mm 124.5 mm</p> <p>Chrome CD105 Stainless CD105SS</p>	 <p>122.7 mm 130 mm</p> <p>Chrome CD112 Stainless CD112SS</p>

EZ LUBE CENTRE CAPS



CAP INCLUDED



CD60C
Chrome
Plastic


Dia.	Height	Chrome	Stainless
80.8 mm	85.6 mm	CD106EZC	CD106EZSS
83.8 mm	88.1 mm	CD120EZC	CD120EZSS
108.0 mm	104.6 mm	CD104EZC	CD104EZSS
124.4 mm	109.7 mm	CD105EZC	CD105EZSS

CODES IN **RED** INDICATE A LIMITED QUANTITY DISCONTINUED ITEM

HUB COVERS



5-114.3 to 5-127
Chrome **CD126**
Stainless **CD126SS**



5-139.7 to 6-139.7
Chrome **CD127**
Stainless **CD127SS**



8-165.1
Chrome **CD129**
Stainless **CD129SS**



8-165.1
Chrome **CD130**



5-114.3 to 5-127
Chrome **CD131**



5-5.5" to 6-5.5"
Chrome **CD128**
Stainless **CD128SS**

RALLYE SERIES 55 BABY MOON



Chrome **CD71-1008**

DERBY RALLY CAP



Chrome **CD71-1012NL**



Black **CD113B**




Black **CD108B**



Black **EX100B**



Black **EX101B**



Black **EX102B**



Black **EX84B**



Black **EX111B**



Black **EX139B**



Black **EX89B**



Black **EX104B**



Black **EX112B**

MAINTAINING YOUR ALLOY WHEELS

Proper maintenance will prevent damage to the wheel finish and keep the wheel finish warranty from being voided. Before installation, apply a coat of non abrasive car wax to the wheels (except on wheels with a matte finish) which will help protect the finish and make it easier to clean them. Clean your wheels often using mild soap and water and a soft sponge or cotton cloth to clean them. Reapply a coat of wax at least once per season. Do not use abrasive cleaners, pads or polishing compounds on your wheels. Do not wash your wheels when they are hot as it will damage the finish. Do not use chrome polish on painted chrome (PVD) wheels; they should only be cleaned with mild soap and water.

LIMITED WARRANTY

Thibert warrants to the original purchaser, that the wheels will be free from cosmetic defects for one (1) year or three (3) years, based on the indication, from the date of purchase. Thibert also warrants that its wheels will be free from structural defects for as long as the original purchaser owns the product. This warranty is only valid when the wheel(s) are returned to Thibert freight prepaid with a copy of the original proof of purchase. Thibert obligation under this warranty will be limited to the repair or replacement of any wheel(s) which is considered to be defective. Thibert will inspect all warranty returns. Wheels covered by our warranty will be repaired or replaced and returned to the sender freight prepaid. Those wheels that are not covered by the warranty will be returned freight collect.

WHAT IS COVERED

- 1 Peeling of the clear coat, chrome or paint on the face of the wheel.
- 2 Blemishes in the clear coat, chrome or paint finish of the wheel.
- 3 Wheels with lateral or radial run out greater than 0.025" or 0.635mm provided there is no evidence of impact.
- 4 Wheels with improperly machined bolt holes, center bores or offsets.
- 5 Wheels that leak air.

WHAT IS NOT COVERED

- 1 Peeling of the paint, clear coat or chrome in the barrel or on the back of the wheel.
- 2 Wheels that have a lateral or radial run out of less than 0.025" or 0.635mm.
- 3 Wheels that have been damaged by accident, impact, misuse, negligence, off road use, racing or exceeding the maximum load rating.
- 4 Scratches, stone chips or curb rash caused by road hazards.
- 5 Damage caused by tire installation or the use of an impact gun.
- 6 Use of clip on weights on the outer lip of the wheel.
- 7 Corrosion, pitting, scratches or staining due to improper wheel maintenance.
- 8 Wheels that have been altered, modified or repaired.
- 9 Defects that are claimed more than one or three year after purchase.
- 10 Claims made by anyone other than the original purchaser.
- 11 The finish warranty for chrome and chrome painted (PVD) wheels will be voided if the wheels are used in the winter.









PROUD DISTRIBUTOR SINCE 1976

WAREHOUSES

RONKONKOMA, NY

LAS VEGAS, NV

MONCTON, NB

CHATEAUGUAY, QC

NAPIERVILLE, QC

CALGARY, AB

PITT MEADOWS, BC

MISSISSAUGA, ON, CANADA

