

CAR LIGHTING DISTRICT

THE BRIGHTER WAY FORWARD



Our 'new generation' RTX branded LED Lighting products will now all be under the CLD brand! This way, you will find everything you'll ever need for LED lighting products all under one brand.



LED LIGHTS

LED BARS

SINGLE ROW STREET LEGAL MULTI-FUNCTION LED LIGHT BARS

VOLTAGE: 10-36V DC - PROTECTION: IP67

- Low profile slim single row with no screw front frame.
- Half convex optics with automotive grade modular chip.
- Patented optical design combine legal driving lights and strobe lights all in one.
- High beam, fog light & strobe light.
- Versatile mounting options with sliding bottom mounts.
- Innovative harness design for no drill installation and adaptive control.



PART #	ACTUAL LUMENS	CURRENT	POWER	BEAM PATTERN	COMPLIANCE	DIMENSIONS	USD DEALER	USD MSRP
6" SINGLE ROW CERTIFICATION SAE / DOT								
CLDBARS6H	1727 lumens	2.9A@13.6V	40W	Auxiliary High Beam	SAE J581	6.06 x 2.28 x 1.61"	\$44.00	\$73.99
CLDBARS6F	718 lumens	1.5A@13.6V	20W	Fog Beam	SAE J583	6.06 x 2.28 x 1.61"	\$42.00	\$69.99
CLDBARS6FS	718 (Fog) +343 (Strobe) lumens	2.4A@13.6V	32W	Fog + Strobe	SAE J583 (Fog) SAE J845 (Strobe)	6.06 x 2.28 x 1.61"	\$45.00	\$75.99
10" SINGLE ROW CERTIFICATION SAE / DOT								
CLDBARS10FS	1430 (Fog) +680 (Strobe) lumens	4.7A@13.6V	64W	Fog + Strobe	SAE J583 (FOG) SAE J845 (STROBE)	10.08 x 2.28 x 1.61"	\$56.00	\$94.99
CLDBARS10H	3478 lumens	5.9A@13.6V	80W	Auxiliary High Beam	SAE J581	10.08 x 2.28 x 1.61"	\$54.00	\$89.99
20" SINGLE ROW CERTIFICATION SAE / DOT								
CLDBARS20H	6898 lumens	13.2A@13.6V	180W	Auxiliary High Beam	SAE J581	20.12 x 2.28 x 1.61"	\$90.00	\$149.99
CLDBARS20HFS	3478 lumens	12.6A@13.6V	164W	High Beam+Fog+Strobe	SAE J581 (HIGH) SAE J583 (FOG) SAE J845 (STROBE)	20.12 x 2.28 x 1.61"	\$94.00	\$157.99



LED BARS

NEW

LED SINGLE ROW LIGHT BARS




VOLTAGE: 9-36V DC - PROTECTION: IP67

- *No screw front frame leads new trends in light bar design.*
- *Updated heat sink design for effective heat dissipation and better fitment.*

PART #	ACTUAL LUMENS	CURRENT	POWER	BEAM PATTERN	DIMENSIONS	USD DEALER	USD MSRP
6W OSRAM LED • HIGH POWER							
12" SINGLE ROW							
CLDBAR12	3220 lumens	4.4A@13.6V	60W	Spot/Flood Combo	12.01 x 1.81 x 1.69"	\$47.00	\$78.99
20" SINGLE ROW							
CLDBAR20	5759 lumens	8.8A@13.6V	120W	Spot/Flood Combo	21.97 x 1.81 x 1.69"	\$75.00	\$125.99
CLDBAR20C	5759 lumens	8.8A@13.6V	120W	Spot/Flood Combo	22.01 x 1.81 x 1.69" <i>curved</i>	\$82.00	\$136.99
30" SINGLE ROW							
CLDBAR30	8560 lumens	13.2A@13.6V	180W	Spot/Flood Combo	31.93 x 1.81 x 1.69"	\$103.00	\$172.99
CLDBAR30C	8560 lumens	13.2A@13.6V	180W	Spot/Flood Combo	31.93 x 1.81 x 1.69" <i>curved</i>	\$111.00	\$185.99
40" SINGLE ROW							
CLDBAR40	11290 lumens	17.6A@13.6V	240W	Spot/Flood Combo	41.85 x 1.81 x 1.69"	\$131.00	\$219.99
CLDBAR40C	11290 lumens	17.6A@13.6V	240W	Spot/Flood Combo	41.89 x 1.81 x 1.69" <i>curved</i>	\$140.00	\$235.99
50" SINGLE ROW							
CLDBAR50	14230 lumens	22.0A@13.6V	300W	Spot/Flood Combo	51.81 x 1.81 x 1.69"	\$159.00	\$265.99
CLDBAR50C	14230 lumens	22.0A@13.6V	300W	Spot/Flood Combo	51.69 x 1.81 x 1.69" <i>curved</i>	\$172.00	\$287.99





NEW

LED BARS

LED DUAL ROW LIGHT BARS

VOLTAGE: 10-36V DC - PROTECTION: IP67

- No screw front frame leads new trends in light bar design
- Updated heat sink design for effective heat dissipation and better fitment



CURVED LIGHTS

PART #	ACTUAL LUMENS	CURRENT	POWER	BEAM PATTERN	DIMENSIONS	USD DEALER	USD MSRP
6W OSRAM LED • HIGH POWER							
12" DUAL ROW							
CLDBAR12D	4720 lumens	8.8A@13.6V	120W	Spot/Flood Combo	12.01 x 1.97 x 2.8"	\$69.00	\$114.99
20" DUAL ROW							
CLDBAR20D	7982 lumens	17.6A@13.6V	240W	Spot/Flood Combo	21.97 x 1.97 x 2.8"	\$112.00	\$187.99
CLDBAR20DC	7982 lumens	17.6A@13.6V	240W	Spot/Flood Combo	21.97 x 1.97 x 2.8" <i>curved</i>	\$119.99	\$199.99
30" DUAL ROW							
CLDBAR30D	11990 lumens	26.5A@13.6V	360W	Spot/Flood Combo	31.93 x 1.97 x 2.8"	\$156.00	\$259.99
CLDBAR30DC	11990 lumens	26.5A@13.6V	360W	Spot/Flood Combo	31.89 x 1.97 x 2.8" <i>curved</i>	\$162.00	\$272.99
40" DUAL ROW							
CLDBAR40D	15780 lumens	35.3A@13.6V	480W	Spot/Flood Combo	41.85 x 1.97 x 2.8"	\$199.00	\$330.99
CLDBAR40DC	15780 lumens	35.3A@13.6V	480W	Spot/Flood Combo	41.81 x 1.97 x 2.8" <i>curved</i>	\$208.00	\$346.99
50" DUAL ROW							
CLDBAR50D	18940 lumens	44.1A@13.6V	600W	Spot/Flood Combo	51.81 x 1.97 x 2.8"	\$240.00	\$402.99
CLDBAR50DC	18940 lumens	44.1A@13.6V	600W	Spot/Flood Combo	51.61 x 1.97 x 2.8" <i>curved</i>	\$252.00	\$419.99

MINI POD BAR LIGHTS



CLDMPD6



CLDMPD6FL

PART #	ACTUAL LUMENS	CURRENT	POWER	BEAM PATTERN	DIMENSIONS	VOLTAGE	PROTECTION	USD DEALER	USD MSRP
6" MINI POD BAR									
CLDMPD6	722 lumens	1.3A@13.6V	18W	Flood Beam	5.86 x 1.41 x 1.53"	10-36V Dc	IP67	\$19.00	\$31.99
CLDMPD6FL	722 lumens	1.3A@13.6V	18W	Flood Beam	7.67 x 1.77 x 2.44"	10-36V Dc	IP67	\$21.00	\$34.99

LED WORK LIGHTS



CLDWL08



CLDWL09



CLDWL05



CLDWL06



CLDWL07

PART #	ACTUAL LUMENS	CURRENT	POWER	BEAM PATTERN	DIMENSIONS	VOLTAGE	PROTECTION	USD DEALER	USD MSRP
3" ROUND									
CLDWL08	2564 lumens	1.2A@13.6V	16W	<i>Flood</i>	3.22 X 1.96 X 4.4"	10-36V Dc	IP67	\$21.00	\$35.99
CLDWL09	947 lumens	0.9A@13.6V	12W	<i>Hyper flood</i>	3.38 x 2.32 x 4.25"	10-36V Dc	IP67	\$16.00	\$25.99
4" ROUND									
CLDWL05	3969 lumens	2.3A@13.6V	32W	<i>Flood</i>	4.33 X 2.55 X 5.43"	10-36V Dc	IP67	\$33.00	\$53.99
CLDWL06	3029 lumens	3.5A@13.6V	48W	<i>Hyper flood</i>	4.33 x 2.55 x 5.43"	10-36V Dc	IP67	\$33.00	\$54.99
4.3" ROUND									
CLDWL07	2863 lumens	2.0A@13.6V	28W	<i>Wide Beam</i>	4.33 x 2.55 x 5.43"	10-36V Dc	IP67	\$30.00	\$49.99

VOLTAGE: 10-36V DC - PROTECTION: IP67



PART #	ACTUAL LUMENS	CURRENT	POWER	BEAM PATTERN	DIMENSIONS	USD DEALER	USD MSRP
SQUARE							
CLDWL01	1100 lumens	2.0A@13.6V	27W	<i>Flood Beam</i>	4.3 x 5.0 x 2.16"	\$17.00	\$28.99
CLDWL03	1100 lumens	2.0A@13.6V	27W	<i>Spot Light</i>	4.3 x 5.0 x 2.17"	\$17.00	\$28.99
ROUND							
CLDWL02	1100 lumens	2.0A@13.6V	27W	<i>Flood Beam</i>	4.3 x 5.0 x 2.18"	\$17.00	\$28.99
CLDWL04	1100 lumens	2.0A@13.6V	27W	<i>Spot Light</i>	4.3 x 5.0 x 2.19"	\$17.00	\$28.99



JEEP AUXILIARY MOUNTING BRACKETS



USD DEALER	USD MSRP
\$52.00	\$89.99

Fitment type: Jeep Wrangler JK 2007-2017

Upper windshield cowl mounting bracket kit, fits one piece of 50-inch straight LED light bar (not included)

Simple installation: just peel the foam tape, stick them to the bracket, mount the bracket to the windshield frame with vehicles original factory bolts. and then use the mounting hardware comes with the light bar. to install the light bar on the bracket.

(Note: if mounting hardware size from the light bar are not same as mounting holes size on bracket, you can use washers to make them fit)

Package include: 2 x mounting bracket, 2 x foam tape

Compatible with: (1) 50" LED light bar



USD DEALER	USD MSRP
\$58.00	\$99.99

Fitment type: Jeep Wrangler JK 2007-2015

Upper windshield mounting bracket kit, fits one piece of 50-inch straight LED light bar and 1 pair of LED pod light (not included)

Simple installation: just peel the foam tape, stick them to the bracket, mount the bracket to the windshield frame with vehicles original factory bolts, and then use the mounting hardware comes with the light bar, to install the light bar on the bracket.

(Note: if mounting hardware size from the light bar are not same as mounting holes size on bracket, you can use washers to make them fit)

Compatible with: (1) 50" LED light bar + (2) LED pod lights



USD DEALER	USD MSRP
\$47.00	\$79.99


Fitment type: Jeep 1997-2006 Wrangler tj 4WD / 2004-2006 Wrangler Unlimited lj 4WD

Upper windshield mounting bracket kit, fits one piece of 50-inch straight LED light bar (not included)

Simple installation: just peel the foam tape, stick them to the bracket, mount the bracket to the windshield frame with vehicles original factory bolts. and then use the mounting hardware comes with the light bar, to install the light bar on the bracket.

(Note: if mounting hardware size from the light bar are not same as mounting holes size on bracket, you can use washers to make them fit)

Compatible with: (1) 50" LED light bar



JEEP AUXILIARY MOUNTING BRACKETS



CLDBRK04

USD DEALER USD MSRP

\$52.00 \$89.99

Fitment type: Jeep 1997-2006 / Wrangler TJ 4WD 2004-2006 / Wrangler Unlimited LJ 4WD

Upper windshield mounting bracket kit, fits one piece of 50-inch straight LED light bar and 1 pair of led pod light (not included)

Simple installation: just peel the foam tape. stick them to the bracket, mount the bracket to the windshield frame with vehicles original factory bolts, and then use the mounting hardware comes with the light bar, to install the light bar on the bracket.

(Note: if mounting hardware size from the light bar are not same as mounting holes size on bracket, you can use washers to make them fit)

Compatible with: (1) 50" IED light bar + (2) LED pod lights



CLDBRK05

USD DEALER USD MSRP

\$12.00 \$18.99

Fitment type: Jeep Wrangler 2007-2017
Lower a-pillar mounting bracket kit, fits 2 pairs of LED pod lights (not included)

Compatible with:
(4) LED pod lights



CLDBRK06

USD DEALER USD MSRP

\$17.00 \$27.99

Fitment type: Jeep Wrangler 2007-2013
Lower a-pillar mounting bracket kit, fits 1 pair of LED pod lights (not included)

Compatible with: (2) LED pod lights



CLDBRK07

USD DEALER USD MSRP

\$11.00 \$17.99

Fitment type: Jeep Wrangler 2007-2013 . Jeep JK
Engine hood mounting bracket kit, fits one piece of 20-inch LED light bar (not included)

Compatible with: (1) 20" LED light bar




CLDBRK08

USD DEALER USD MSRP

\$10.00 \$15.99

Fitment type: Jeep Wrangler 2007-2013 Lower
a-pillar mounting bracket kit, fits 1 pair of LED
pod lights (not included)

Compatible with: (2) LED pod lights



JEEP AUXILIARY MOUNTING BRACKETS




USD DEALER USD MSRP

\$17.00 \$27.99

Diy stainless steel 2-inch tubular bar clamp mounting bracket kit, fits 2 pieces of led light bars or 1 pair of led pod lights/light bars (not included)

Useful rubber: high quality rubber inserts dampen driving vibration and avoid scraping bull bar surfaceWide application: can be used on tubes of 1", 1-1/2", 1-3/4" & 2" in diameter

Compatible with: (2) LED light pods or (1) LED light bar



USD DEALER USD MSRP

\$52.00 \$89.99

Fitment type: Jeep Wrangler JK 2007-2017 Upper windshield cowl mounting bracket kit, fits one piece of 50-inch straight LED light bar (not included)

Compatible with: (1) 50" LED light bar



USD DEALER USD MSRP

\$14.00 \$21.99

Fitment type: Jeep Wrangler JK 2007-2017 Engine hood mounting bracket kit, fits 1 piece of 22-inch straight LED light bar (not included)

Compatible with: (1) 20" LED light bar



USD DEALER USD MSRP

\$26.00 \$41.99

Fitment type: Jeep Wrangler JK 2007-2017 Engine hood mounting bracket, fits slim light bar. work light or driving light (not included)

Compatible with: (1) 20" LED light bar



USD DEALER USD MSRP

\$21.00 \$34.99

Fitment type: Jeep Wrangler JK 2007-2017

Lower a-pillar mounting bracket kit, fits 2 pairs of LED pod lights (not included)

Compatible with: (4) LED pod lights



USD DEALER USD MSRP

\$19.00 \$29.99

Fitment type: Jeep Wrangler JK 2007-2017

Front grille mounting bracket kit, fits one piece of 22-inch straight single row or dual row LED light bar (not included)

Compatible with: (1) 20" LED light bar



UNIVERSAL AUXILIARY MOUNTING BRACKETS



USD DEALER USD MSRP

\$11.00 **\$17.99**

Stainless steel 2-inch tubular bar clamp mounting bracket kit, fits 2 pieces of LED light bars or 1 pair of LED pod lights/light bars (not included)

Compatible with: (2) LED light pods or (1) LED light bar

CLDBRK10



USD DEALER USD MSRP

\$15.00 **\$23.99**

Stainless steel 2.5-Inch tubular bar clamp mounting bracket kit, fits 2 pieces of LED light bars or 1 pair of LED pod lights (not included)

Compatible with: (2) LED light pods or (1) LED light bar

CLDBRK11



USD DEALER USD MSRP

\$16.00 **\$25.99**

Stainless steel 3-Inch tubular bar clamp mounting bracket kit, fits 2 pieces of LED light bars or 1 pair of LED pod lights (not included)

Compatible with: (2) LED light pods or (1) LED light bar

CLDBRK12



USD DEALER USD MSRP

\$18.00 **\$29.99**

Front license plate mounting bracket, fits short LED light bar or LED pod lights (not included)

Compatible with: (1) short LED light bar or (2) led pod lights

CLDBRK21



USD DEALER USD MSRP

\$13.00 **\$21.99**

2-2.5" (Diameter) tow hitch mounting bracket, fits one pair of LED pod lights (not included)

Compatible with: (2) LED pod lights

CLDBRK24




USD DEALER USD MSRP

\$21.00 **\$34.99**

"X-CLAMP 2-3" (diameter) tube bumper roll bull bar ATV UTV mounting bracket, fits one pair of LED pod lights (not included)

Compatible with: (2) LED pod lights

CLDBRK22



ROCK LIGHT



USD DEALER	USD MSRP
\$66.00	\$109.99

RGB LED Rock Lights with Bluetooth control
 4 pods
 LED source / 3 x 3W CREE LED x 4 pcs
 Power output / 36W
 Voltage compatibility / DC 9-32V

CLDBTROCK4



AMBER LED EMERGENCY STROBE LIGHT



USD DEALER	USD MSRP
\$23.00	\$37.99

LED strobe light bar, 3 LED, 26 flash patterns, amber
 Dimension / 3.23 X 1.22 X 0.26"
 LED source: 3 x 3W
 Power output: 9W
 Flash pattern : 26
 Voltage compatibility: 9-30V
 Ingress protection: IP67
 Certification: ECE R65/R10 - SAE J595 classe 1

CLDEM3



USD DEALER	USD MSRP
\$28.00	\$47.99

LED strobe light bar, 6 led, 26 flash patterns, amber
 Dimension: 5.16 x 1.22 x 0.26"
 LED source: 6 x 3w LED
 Power output: 18W
 Flash pattern : 26
 Voltage compatibility: 9-30V
 Ingress protection: IP67
 Certification: ECE R65/R10 - SAE J595 classe 1

CLDEM6

LED WARNING LIGHT BAR

VOLTAGE: 12-24V DC - PROTECTION: IP67

- 26 User selectable flash patterns
- Low profile design reduces air drag and provides the popular appearance to vehicle
- Cigarette plug & dash mount on/off switch & mode selector included
- 2X 60lbs magnets & permanent mount included



PART #	ACTUAL LUMENS	CURRENT	POWER	BEAM PATTERN	COMPLIANCE	DIMENSIONS	USD DEALER	USD MSRP
12" AMBER								
CLDEM12	2000 lumens	3.7A@13.6V	44W	Strobe Light	SAE J581 Class I	11.10 x 2.30 x 6.50"	\$109.00	\$181.99



NEW

LED DRIVING LIGHTS

VOLTAGE: 10-36V DC - PROTECTION: IP67 - CERTIFICATION SAE / DOT

- Compact design with slim front frame
- Projector optics with osram automotive grade oslon led chips
- Designed for high performance for different driving conditions
- High beam and fog lights
- Versatile mounting options with fog light and flush mount options
- Innovative harness design for no drill installation and adaptive control

ROUND



CLDPRHB



CLDPRFG



CLDPRFGY



CLDPCFL



CLDPCHB



CLDPCFG



CLDPCFGY

SQUARE

PART # ACTUAL LUMENS CURRENT POWER BEAM PATTERN COMPLIANCE DIMENSIONS USD DEALER USD MSRP

3" ROUND LED POD LIGHTS
CERTIFICATION SAE / DOT



CLDPRHB	914 lumens	1.5A@13.6V	20W	Auxiliary High Beam	SAE J581	3.66 x 2.65 x 3.61"	\$38.00	\$62.99
CLDPRFG	620 lumens	1.5A@13.6V	20W	Fog Beam	SAE J583	3.66 x 2.65 x 3.61"	\$38.00	\$62.99
CLDPRFGY	620 lumens	1.5A@13.6V	20W	Yellow Fog Beam	SAE J583	3.66 x 2.65 x 3.61"	\$38.00	\$62.99

3" SQUARE LED POD LIGHTS
CERTIFICATION SAE / DOT

CLDPCFL	1434 lumens	1.5A@13.6V	20W	Flood Beam	--	2.98 x 2.65 x 3.61"	\$30.00	\$51.99
CLDPCHB	914 lumens	1.5A@13.6V	20W	Auxiliary High Beam	SAE J581	2.98 x 2.65 x 3.61"	\$37.00	\$61.99
CLDPCFG	620 lumens	1.5A@13.6V	20W	Fog Beam	SAE J583	2.98 x 2.65 x 3.61"	\$37.00	\$61.99
CLDPCFGY	620 lumens	1.5A@13.6V	20W	Yellow Fog Beam	SAE J583	2.98 x 2.65 x 3.61"	\$37.00	\$61.99

SWITCH & HARNESS

VOLTAGE: 9-16V DC



PART #	POWER OUTPUT	DESCRIPTION	USD DEALER	USD MSRP
1 OUTPUT				
CLDSWRH12	MAX 288W	Single output single function led light harness & switch	\$14.00	\$22.99
CLDSWRH13	MAX 288W	Single output dual function led light harness & switch	\$25.00	\$40.99
*RTXOA830004	MAX 250W	Single output dual function (use with cldbars6fs or cldbars10fs + cldrksp2)	\$19.00	\$31.99
*RTXOA830003	MAX 250W	Single output triple function (use with cldbars20hfs + cldrksp3)	\$19.00	\$31.99
CLDWH12	MAX 250W	Single output single function (use with single function led bar + cldrksp2)	\$19.00	\$31.99
2 OUTPUTS				
CLDSWRH22	MAX 144W X 2	Dual output single function led light harness & switch (use with single function led bar)	\$20.00	\$32.99
CLDWH22	MAX 125W X 2	Dual output single function (use with single function led bar + cldrksp2)	\$25.00	\$41.99
*RTXOA830002	MAX 125W X 2	Dual output dual function (use with cldbars6fs or cldbars10fs + cldrksp2)	\$40.00	\$65.99
CLDWH24	MAX 125W X 2	Dual output triple function (use with cldbars20hfs + cldrksp3)	\$42.00	\$69.99

*These products are still available under the RTX brand while supplies last.




SWITCH PANELS

VOLTAGE: 12V DC



CLDRKSP2



CLDRKSP3

PART #	DESCRIPTION	USD DEALER	USD MSRP
2 SWITCHES			
CLDRKSP2	Dual on-off rocker switch panel for led light bars & led pod lights	\$18.00	\$30.99
3 SWITCHES			
CLDRKSP3	Triple on-off rocker switch panel for led light bars & led pod lights	\$23.00	\$37.99

CONNECTORS

VOLTAGE: 9-16V DC



CLDWCONM



CLDWCONF

PART #	DESCRIPTION	USD DEALER	USD MSRP
MALE			
CLDWCONM	7" Single function male deutsch connector	\$2.75	\$4.25
FEMALE			
CLDWCONF	7" single function female deutsch connector	\$2.75	\$4.25